

Contact Reference No. AFCD/SQ/57/13/C

**Mai Po Inner Deep Bay Ramsar Site
Waterbird Monitoring Programme
2013 - 2014**

Shorebird Monitoring Report



Submitted by
The Hong Kong Bird Watching Society
Approved Charitable Institution of a Public Character
to Agriculture, Fisheries and Conservation Department,
Hong Kong SAR Government

September 2014



This report is printed on recycled paper

Contract Reference No. AFCD/SQ/57/13/C

Mai Po Inner Deep Bay Ramsar Site Waterbird Monitoring Programme 2013-14

Waterbird Count Coordinator

YU Yat-tung
The Hong Kong Bird Watching Society

Data Contributors

Ivan W.L. TSE, YING Hak-king, YU Yat-tung
The Hong Kong Bird Watching Society

Copyright

The project is part of the “Mai Po Inner Deep Bay Ramsar Site Waterbird Monitoring Programme 2013-14” of Agriculture, Fisheries and Conservation Department, Hong Kong SAR Government.

All the data shall be the property of the Government with full copyright

Report available for public information

Agriculture, Fisheries and Conservation Department
Hong Kong SAR Government
7/F, Cheung Sha Wan Government Offices
303 Cheung Sha Wan Road
Kowloon, Hong Kong
Email: faunaenq@afcd.gov.hk Website: www.afcd.gov.hk

AND

The Hong Kong Bird Watching Society
7C, V Ga Building, 532 Castle Peak Road
Lai Chi Kok, Kowloon, Hong Kong
E-mail: hkbws@hkbws.org.hk Website: www.hkbws.org.hk

This publication should be cited as

Anon. 2014. Mai Po Inner Deep Bay Ramsar Site Waterbird Monitoring Programme 2013-14: Shorebird Monitoring Report. Report by The Hong Kong Bird Watching Society to the Agriculture, Fisheries and Conservation Department, Hong Kong Special Administrative Region Government.

TABLE OF CONTENTS

REPORT

1. Introduction.....	7
2. Methodology	7
3. Results and discussion.....	8
Autumn 2013	
Winter 2013-2014	
Spring 2014	
Summer 2014	
Aggregate numbers recorded	
Regionally important populations	
Globally threatened species	
Sightings of leg-flagged shorebirds	
Other observations	
4. Acknowledgements.....	19
5. References.....	19

TABLES

Table 1.	Peak counts of some shorebird species in spring of recent years.
Table 2.	The minimum number of shorebirds estimated to have utilized the Mai Po Inner Deep Bay Ramsar Site during the 12-month period from July 2013 to June 2014.
Table 3.	Counts of some shorebird species recorded in the Deep Bay area during July 2013 to June 2014, converted in terms of flyway/regional population.
Table 4.	Annual shorebird aggregates in the past ten years.
Table 5.	Percentages of counts that most shorebirds were recorded in the Mai Po Marshes Nature Reserve during high tide in the past five years.

MAP

Map 1.	Mai Po Marshes Nature Reserve – the site under study in the Shorebird Monitoring Programme, 2013-14.
--------	--

APPENDIX 1

Counts of shorebirds in the Mai Po Inner Deep Bay Ramsar Site in autumn 2013.

APPENDIX 2

Counts of shorebirds in the Mai Po Inner Deep Bay Ramsar Site in winter 2013-14.

APPENDIX 3

Counts of shorebirds in the Mai Po Inner Deep Bay Ramsar Site in spring and summer 2014.

APPENDIX 4

Figure 1. Total number of shorebirds recorded at Mai Po Inner Deep Bay Ramsar Site, autumn 2012.

Figure 2. Counts of Black-winged Stilt at Mai Po Inner Deep Bay Ramsar Site, autumn 2013.

Figure 3. Counts of Pacific Golden Plover at Mai Po Inner Deep Bay Ramsar Site, autumn 2013.

Figure 4. Counts of Kentish Plover at Mai Po Inner Deep Bay Ramsar Site, autumn 2013.

Figure 5. Counts of Grey Plover at Mai Po Inner Deep Bay Ramsar Site, autumn 2013.

Figure 6. Counts of Lesser Sand Plover at Mai Po Inner Deep Bay Ramsar Site, autumn 2013.

Figure 7. Counts of Greater Sand Plover at Mai Po Inner Deep Bay Ramsar Site, autumn 2013.

Figure 8. Counts of Black-tailed Godwit at Mai Po Inner Deep Bay Ramsar Site, autumn 2013.

Figure 9. Counts of Bar-tailed Godwit at Mai Po Inner Deep Bay Ramsar Site, autumn 2013.

Figure 10. Counts of Whimbrel at Mai Po Inner Deep Bay Ramsar Site, autumn 2013.

Figure 11. Counts of Eurasian Curlew at Mai Po Inner Deep Bay Ramsar Site, autumn 2013.

Figure 12. Counts of Spotted Redshank at Mai Po Inner Deep Bay Ramsar Site, autumn 2013.

Figure 13. Counts of Common Redshank at Mai Po Inner Deep Bay Ramsar Site, autumn 2013.

Figure 14. Counts of Marsh Sandpiper at Mai Po Inner Deep Bay Ramsar Site, autumn 2013.

Figure 15. Counts of Common Greenshank at Mai Po Inner Deep Bay Ramsar Site, autumn 2013.

Figure 16. Counts of Wood Sandpiper at Mai Po Inner Deep Bay Ramsar Site, autumn 2013.

Figure 17. Counts of Great Knot at Mai Po Inner Deep Bay Ramsar Site, autumn 2013.

Figure 18. Counts of Red Knot at Mai Po Inner Deep Bay Ramsar Site, autumn 2013.

Figure 19. Counts of Broad-billed Sandpiper at Mai Po Inner Deep Bay Ramsar Site, autumn 2013.

Figure 20. Total number of shorebirds recorded at Mai Po Inner Deep Bay Ramsar Site, spring 2014.

Figure 21. Counts of Pacific Golden Plover at Mai Po Inner Deep Bay Ramsar Site, spring 2014.

Figure 22. Counts of Lesser Sand Plover at Mai Po Inner Deep Bay Ramsar Site, spring 2014.

Figure 23. Counts of Greater Sand Plover at Mai Po Inner Deep Bay Ramsar Site, spring 2014.

Figure 24. Counts of Black-tailed Godwit at Mai Po Inner Deep Bay Ramsar Site, spring 2014.

Figure 25. Counts of Spotted Redshank at Mai Po Inner Deep Bay Ramsar Site, spring 2014.

Figure 26. Counts of Common Redshank at Mai Po Inner Deep Bay Ramsar Site, spring 2014.

Figure 27. Counts of Marsh Sandpiper at Mai Po Inner Deep Bay Ramsar Site, spring 2014.

- Figure 28. Counts of Common Greenshank at Mai Po Inner Deep Bay Ramsar Site, spring 2014.
- Figure 29. Counts of Terek Sandpiper at Mai Po Inner Deep Bay Ramsar Site, spring 2014.
- Figure 30. Counts of Grey-tailed Tattler at Mai Po Inner Deep Bay Ramsar Site, spring 2014.
- Figure 31. Counts of Ruddy Turnstone at Mai Po Inner Deep Bay Ramsar Site, spring 2014.
- Figure 32. Counts of Asian Dowitcher at Mai Po Inner Deep Bay Ramsar Site, spring 2014.
- Figure 33. Counts of Red Knot at Mai Po Inner Deep Bay Ramsar Site, spring 2014.
- Figure 34. Counts of Great Knot at Mai Po Inner Deep Bay Ramsar Site, spring 2014.
- Figure 35. Counts of Red-necked Stint at Mai Po Inner Deep Bay Ramsar Site, spring 2014.
- Figure 36. Counts of Sharp-tailed Sandpiper at Mai Po Inner Deep Bay Ramsar Site, spring 2014.
- Figure 37. Counts of Curlew Sandpiper at Mai Po Inner Deep Bay Ramsar Site, spring 2014.
- Figure 38. Counts of Broad-billed Sandpiper at Mai Po Inner Deep Bay Ramsar Site, spring 2014.

APPENDIX 5

Sighting records of leg-flagged shorebirds in 2013-14.

**Mai Po Inner Deep Bay Ramsar Site
Waterbird Monitoring Programme 2013-14**

Shorebird Monitoring Report



The Hong Kong Bird Watching Society



Agriculture, Fisheries and Conservation Department

Mai Po Inner Deep Bay Ramsar Site Waterbird Monitoring Programme 2013-14

Shorebird Monitoring Report

1. Introduction

A systematic, long-term monitoring programme of waterbirds in the Mai Po Inner Deep Bay Ramsar Site commenced in December 1997. Counts of shorebirds (also called waders) in migratory seasons form one part of this programme, the other components are monthly counts of waterbirds and surveys of ardeids nesting colonies. The Waterbird Monitoring Programme was administered and executed by the Hong Kong Bird Watching Society (HKBWS) under subvention from the Agriculture, Fisheries and Conservation Department (AFCD) from December 1998 to March 2004. Starting from April 2004, the Waterbird Monitoring Programme was arranged under service contracts funded by AFCD. This report focuses on the results of the Shorebird Counts during migratory seasons from July 2013 to June 2014 under service contract reference number AFCD/SQ/57/13/C.

2. Methodology

Migratory shorebirds visit the Deep Bay area during autumn and spring, and some of them stay here throughout the winter. This study aimed to monitor the abundance and population changes of migratory shorebirds in the Mai Po Inner Deep Bay Ramsar Site throughout the year. The Shorebird Counts were more frequently conducted during the peak periods of passage migration (i.e. from late March to late May and from the second half of July to late October). In winter from November to February, the Shorebird Count was carried out once a month and the results obtained in the monthly Waterbird Counts for the same period were also used in this report. In summer from June to mid-July, counts were conducted once every two weeks. The annual schedule of Shorebird Counts under this Shorebird Monitoring Programme is as follows:

- Autumn: from 16 July 2013 to 3 November 2013 - once a week;
- Winter: from mid-November 2013 to mid-February 2014 - once a month;
- Spring: from 22 March 2014 to 1 June 2014 - once every three days;
- Summer: from 2 June 2014 to 15 July 2014 - once every two weeks.

The main survey site was the Mai Po Marshes Nature Reserve (MPMNR) (Map 1) where counts were conducted either in *gei wais* or on the mudflat from the four

bird watching hides at the boardwalk, depending on the tidal height. In general, counts were conducted in the *gei wais* in MPMNR during the high tide period as the management activities under World Wide Fund For Nature Hong Kong (WWF-HK) had provided regular and suitable roosting sites for shorebirds which allowed the count to be made with a relatively high degree of accuracy. The following procedures were adopted in the survey:

- Birds were counted on the mudflat from the boardwalk hide during rising tide, beginning at the tidal height of around 1.5m (in winter months) or 1.8m (in spring and autumn months).
- During the high tide period, roosting birds were counted within the MPMNR.
- During the low high-tide period (i.e. high tide could only reach to a height lower than 2.2m in spring and autumn), counting activities were conducted in a synchronous manner from both the boardwalk hide and in the MPMNR.
- During receding tide, birds were counted from the boardwalk hide until the time when the shorebirds were too far away from the observer making the count impossible.

The equipment required including a pair of 8x or 10x binoculars and a telescope with wide angle or 20-60x eyepieces mounted on a tripod. The Shorebird Counts were conducted by HKBWS accredited waterbird surveyors with experience in shorebird counting and identification. All shorebirds sighted in the survey sites were identified to species level. In case a leg-flagged shorebird was observed, its details including the species, age and/or the extent of breeding plumage, and the colour and position of the flag would be recorded. The information would then be checked to determine the shorebird's migration route or its origin.

3. Results and discussion

Results of the Shorebird Counts are presented in details in Appendices 1 to 3. Counts of selected species are plotted on graphs from Figure 1 to 19 for Autumn 2013 and from Figure 20 to 38 for Spring 2014 (Appendix 4). The order of the shorebird names follows the list of Hong Kong birds (Hong Kong Bird Watching Society, 2014).

Autumn 2013

The shorebird numbers started with a number of 315 individuals in mid-July and subsequently fluctuated in a range of 800 to 1,000 from late July to late-August. The first notable influx of migrant shorebirds was a count of 1,570 birds on 5 September and further to a level of 2,400 individuals in the third week of September.

Numbers rose further in the course of October with high counts of 3,631 individuals on 17 October and 4,236 individuals on 2 November. These high numbers might also involve arrivals of individuals wintering in the Deep Bay area and the last figure was also the peak count of the shorebird in this autumn. This peak count of 4,236 individuals, comprised of 20 species, showed a decrease of 19% compared to peak count of the previous year (2012 autumn: 5,204 individuals of 26 species) but an increase of 20% compared to 2011 autumn (3,531 individuals of 18 species).

The aggregate peak count of all shorebird species in autumn 2013 was 3,033 individuals of 40 species (Table 2). The three most numerous shorebird species were Marsh Sandpiper *Tringa stagnatilis*, Common Greenshank *Tringa nebularia* and Common Redshank *Tringa totanus*, with peak counts of 1,368, 825 and 580 individuals respectively. The Marsh Sandpiper was believed as mainly winter visitors because the peak count was recorded in mid-October and numbers still remained high in early November, while the Common Greenshank did not provide a clear pattern from its numbers to distinguish either a passage migrant or winter visitor, while in fact both populations could occur and mix at the Deep Bay area in the autumn months. The Common Redshank was mainly a passage migrant as their peak counts were recorded in July and September.

Highlights of other shorebird species which were passage migrants recorded in autumn 2013 included Pacific Golden Plover *Pluvialis fulva* (Figure 3), Lesser Sand Plover *Charadrius mongolus* (Figure 6), Greater Sand Plover *C. leschenaultii* (Figure 7), Bar-tailed Godwit *Limosa lapponica* (Figure 9), Whimbrel *Numenius phaeopus* (Figure 10), Wood Sandpiper (Figure 16), Great Knot *Calidris tenuirostris* (Figure 17), Red Knot *Calidris canutus* (Figure 18) and Broad-billed Sandpiper *Limicola falcinellus* (Figure 19). However, species including Pacific Golden Plover, Lesser Sand Plover, Spotted Redshank, Wood Sandpiper and Great Knot could only be recorded in relatively low numbers during this autumn.

Estimates of arrival dates of some wintering shorebird species were made in previous reports (e.g. Anon. 2013), which was based on the time or period when the numbers of the shorebird showed no obvious shape increase and decrease, assuming that the number of wintering populations would be more stable. Black-tailed Godwits *Limosa limosa* were recorded with 'two waves' in early September and early October, which might be related to arrival of passage and wintering individuals (Figure 8). However, the numbers of the wintering shorebird species including Eurasian Curlew *Numenius arquata* and Marsh Sandpiper increased steadily in the

course of autumn but the number was decreased to lower numbers in winter months than that of the autumn months. Therefore, it was less clear to distinguish the arrival dates of the wintering individuals of these species.

Winter 2013-14

The Shorebird Counts were conducted from mid-November 2013 to mid-February 2014. To enhance accuracy, information collected in the monthly Waterbird Counts (from Anon. 2014) was also included in the analysis. In winter 2013-14, the aggregate peak count of all shorebird species was 21,947 birds of 32 species (Table 2), which was 6% less than that of the previous winter (23,386 individuals of 30 species) and 22% less than that of the winter 2011-12 (28,290 individuals of 32 species). The five most abundant species recorded in winter 2013-14 were Pied Avocet *Recurvirostra avosetta* (11,794 individuals), Dunlin *Calidris alpina* (4,192 individuals), Eurasian Curlew (1,297 individuals), Common Greenshank (836 individuals) and Grey Plover *Pluvialis squatarola* (833 individuals). The figure of the Grey Plover is also the new high count in the Deep Bay area and the total number of these five shorebird species constituted 85% of the aggregate peak count.

Spring 2014

Shorebird count in spring 2014 started with a low number of shorebirds with 2,585 individuals (not including wintering Pied Avocets) on 22 March and the number dropped further to 1,236 individuals on 26 March. The first notable influx of passage shorebirds was recorded 4 days later on 30 March with a total of 7,340 individuals, including a flock of 5,203 Curlew Sandpipers *Calidris ferruginea*. Since then, shorebird numbers remained high at a level between 6,000-9,500 birds till mid-April. The peak count of the season was recorded on 6 April with a total of 9,567 individuals of shorebird (27 species). This peak count this spring was 8% lower than that of last spring (10,361 individuals of 33 species), but 15% higher than that of spring 2012 (8,329 individuals of 28 species). The numbers fell from the peak to 4,070 individuals on 19 April, further to below 3,000 individuals in late April and early May, and to less than 1,000 individuals from 13 May onwards. Figure 20 shows the changes in shorebird numbers in spring 2014.

Curlew Sandpiper was the most abundant species in spring with a peak count of 5,760 individuals recorded on 14 April 2014, constituting 46% of the spring aggregate peak count (12,580 individuals). There was an increase of 5.9% compared to the peak count (5,440 individuals) of last spring (Table 1 and 2). The other peak counts of Curlew Sandpipers were recorded on 30 March with 5,203 individuals and

on 6 April with 5,120 individuals (Figure 37), which indicated that more than one flock of this passage species stopped over at Deep Bay and the actual number of this species should be higher than the peak counts recorded. It was noted that the species has occurred earlier (1,260 individuals recorded on 17 March 2014 during monthly waterbird count) and high numbers has been recorded earlier (from late March to early April since 2011) compared to that in the past (from mid-April to late April in 2006 - 2008). These indicated a possible change in spring migration pattern of this species.

Several other species of regular passage shorebirds have shown fluctuations in numbers in the past few years (Table 1). The number of Red-necked Stint *Calidris ruficollis* decreased from 1,770 individuals in last spring to 1,330 individuals in this spring. The peak counts of Lesser Sand Plover were also lower in this spring (37 individuals) than that of last spring (64 individuals). On the other hand, Pacific Golden Plover, Red Knot and Sharp-tailed Sandpiper *Calidrius acuminata* had relatively high counts compared with that of the previous years. Grey Tattler *Tringa brevipes* usually had low numbers in recent years but a peak count of 239 individuals recorded in this spring was exceptional. The aggregate peak count (12,580 individuals) in this spring was 5% lower than that of the last year (13,280 individuals) and comparatively lower than those of springs in 2008 - 2011 (Table 1). Details of the Shorebird Counts conducted in spring 2014 are provided from Figures 21 to 38.

Table 1. Peak counts of some shorebird species in spring of recent years.

Species	2014	2013	2012	2011	2010	2009	2008
Pacific Golden Plover <i>Pluvialis fulva</i>	221	94	245	305	525	288	67
Lesser Sand Plover <i>Charadrius mongolus</i>	37	64	14	79	87	85	78
Grey-tailed Tattler <i>Tringa brevipes</i>	239	17	13	13	5	160	20
Ruddy Turnstone <i>Arenaria interpres</i>	7	7	5	34	30	40	46
Red Knot <i>Calidris canutus</i>	96	76	5	25	26	19	52
Red-necked Stint <i>C. ruficollis</i>	1330	1,770	300	956	3,756	2,700	733
Long-toed Stint <i>C. subminuta</i>	5	5	6	59	28	32	20
Sharp-tailed Sandpiper <i>C. acuminata</i>	179	197	15	130	59	22	86
Curlew Sandpiper <i>C. ferruginea</i>	5,760	5,440	6,147	5,794	9,296	9,168	9012
Aggregate peak count of all shorebird species recorded in spring	12,580	13,280	11,185	16,187	23,871	23,614	18,468

Summer 2014

The number of shorebirds was low in June and early July 2013 – 82 birds counted on 10 June; 85 birds counted on 19 June and 180 birds counted on 3 July 2014. However, all these records were higher than the corresponding records of the last summer (i.e. 31 - 105 birds in June - July 2013). The most notable counts were 94 Common Redshanks on 3 July and 25 Whimbrels on 19 June 2013 (Appendix 3).

Aggregate numbers recorded

In an attempt to estimate the total number of shorebirds that had utilised the Mai Po Inner Deep Bay Ramsar Site during the 12-month period from July 2013 to June 2014, the peak count in autumn, winter and spring for each positively-identified shorebird species were added to obtain the aggregate number (Table 2). Some shorebird species habitually stayed in the wetlands for a prolonged period of time and hence, they might be subjected to repeated counts in different seasons. These birds were marked with asterisks in Table 2 and excluded from the calculation of the estimate.

Table 2. The minimum number of shorebirds estimated to have utilized the Mai Po Inner Deep Bay Ramsar Site during the 12-month period from July 2013 to June 2014.

Year	2013	2013-14	2014	2013-14	2012-13	2011-12	2010-11	2009-10
Species	autumn	winter	spring	Minimum	Minimum	Minimum	Minimum	Minimum
Pheasant-tailed Jacana <i>Hydrophasianus chirurgus</i>	1	0	0	1	3	4	3	2
Greater Painted-snipe <i>Rostratula bengalensis</i>	0	1	0	1	3	3	4	3
Black-winged Stilt <i>Himantopus himantopus</i>	33	368	65	466	1059	1,124	542	1,703
Pied Avocet <i>Recurvirostra aousetta</i>	441*	11,794	4112*	11,794	9840	14,604	10,944	13,883
Oriental Pratincole <i>Glareola maldivarum</i>	2	0	1	3	16	2	6	4
Northern Lapwing <i>Vanellus vanellus</i>	1	0	0	1	0	0	0	0
Grey-headed Lapwing <i>V. cinereus</i>	1*	14	0	14	11	3	2	0
Pacific Golden Plover <i>Pluvialis fulva</i>	1	448	221	676	762	1,258	1,142	539
Grey Plover <i>P. squatarola</i>	15	833	33*	848	639	629	320	637
Common Ringed Plover <i>Charadrius hiaticula</i>	0	0	0	0	0	0	0	1
Little Ringed Plover <i>C. dubius</i>	7	68	2	77	109	136	120	206
Kentish Plover <i>C. alexandrinus</i>	12	549	3	564	3,494	3,147	720	4,328
Lesser Sand Plover <i>C. mongolus</i>	11	18	37	66	97	48	111	92

Year	2013	2013-14	2014	2013-14	2012-13	2011-12	2010-11	2009-10
Species	autumn	winter	spring	Minimum	Minimum	Minimum	Minimum	Minimum
Greater Sand Plover <i>C. leschenaultii</i>	232	41	361	634	622	236	861	941
Oriental Plover <i>C. veredus</i>	0	0	0	0	3	0	0	0
Black-tailed Godwit <i>Limosa limosa</i>	171	700	1,292	2,163	2,541	1,989	3,432	2,449
Bar-tailed Godwit <i>Limosa lapponica</i>	55	6	34	95	131	38	20	55
Little Curlew <i>Numenius minutes</i>	0	0	0	0	0	0	0	0
Whimbrel <i>Numenius phaeopus</i>	223	29	35	287	258	168	299	188
Eurasian Curlew <i>N. arquata</i>	108*	1,297	584*	1,297	1440	1,128	1,602	1,075
Far Eastern Curlew <i>N. madagascariensis</i>	1	0	5	6	5	8	5	22
Spotted Redshank <i>Tringa erythropus</i>	2	117	236	355	562	395	623	990
Common Redshank <i>T. totanus</i>	580	406	305	1,291	1,899	1,795	1,577	1,473
Marsh Sandpiper <i>T. stagnatilis</i>	1368	240*	1,045	2,413	2,393	2,237	3,056	3,381
Common Greenshank <i>T. nebularia</i>	825*	836	722	1,558	1,924	3,129	2,574	3,495
Nordmann's Greenshank <i>T. guttifer</i>	1	1*	10	11	25	35	45	16
Green Sandpiper <i>T. ochropus</i>	3	22	1	26	40	33	28	45
Wood Sandpiper <i>T. glareola</i>	8	82	19	109	215	588	568	364
Terek Sandpiper <i>Xenus cinereus</i>	123	1	256	380	312	406	424	619
Common Sandpiper <i>Actitis hypoleucos</i>	11	80	6	97	92	115	96	123
Grey-tailed Tattler <i>Tringa brevipes</i>	9	0	239	248	22	19	15	15
Ruddy Turnstone <i>Arenaria interpres</i>	0	0	7	7	8	6	34	30
Red-necked Phalarope <i>Phalaropus lobatus</i>	0	0	14	14	2	3	6	12
Pintail/Swinhoe's Snipe <i>Gallinago stenura/megala</i>	0	1	0	1	4	2	7	6
Common Snipe <i>Gallinago gallinago</i>	15	4	2	21	23	28	27	21
Long-billed Dowitcher <i>Limnodromus scolopaceus</i>	2	1*	0	2	1	2	6	3
Asian Dowitcher <i>Limnodromus semipalmatus</i>	1	0	144	145	50	72	82	194
Red Knot <i>Calidris canutus</i>	18	5	96	119	81	17	27	50
Great Knot <i>C. tenuirostris</i>	7	12	70	89	162	176	174	407
Sanderling <i>C. alba</i>	1	0	2	3	2	1	6	4
Red-necked Stint <i>C. ruficollis</i>	59	1	1,330	1390	1,711	311	990	3,861
Little Stint <i>C. minuta</i>	0	0	4	4	5	1	2	3
Temminck's Stint <i>C. temminckii</i>	0	14	0	14	32	43	51	53
Long-toed Stint <i>C. subminuta</i>	4	0	5	9	7	8	64	39

Year	2013	2013-14	2014	2013-14	2012-13	2011-12	2010-11	2009-10
Species	autumn	winter	spring	Minimum	Minimum	Minimum	Minimum	Minimum
Pectoral Sandpiper <i>C. melanotos</i>	0	0	1	1	0	1	0	0
Sharp-tailed Sandpiper <i>C. acuminata</i>	1	0	179	180	205	19	131	59
Dunlin <i>C. alpina</i>	2	4,192	1	4,195	5,033	3,401	1,478	2,500
Curlew Sandpiper <i>C. ferruginea</i>	15	0	5,760	5,775	5,447	6,282	5,889	9,350
Spoon-billed Sandpiper <i>Eurynorhynchus pygmeus</i>	0	0	0	0	4	1	4	1
Broad-billed Sandpiper <i>Limicola falcinellus</i>	31	8	68	107	148	35	101	55
Ruff <i>Philomachus pugnax</i>	1	0	2	3	1	1	5	3
Tringa spp.	0	0	0	0	0	0	0	0
Small wader spp. (mainly Dunlin or Kentish Plover)	0	0	0	0	0	0	0	0
NUMBER OF SPECIES	40	32	38	47	47	46	46	46
AGGREGATE NUMBER OF ALL SHOREBIRD SPECIES	3,033 [^]	21,947 [^]	12,580 [^]	37,560 [^]	41,503	43,687	38,223	53,300

Note: Number marked with asterisk (*) refers to the birds recorded in one season which might be one and the same flock of birds found in other seasons. Therefore, the numbers with asterisk (*) are not included in the aggregate number of the seasons.

[^] The totals of peak counts of all autumn, winter and spring shorebird species were 4,402 individuals, 22,189 individuals and 17,309 individuals respectively, of which only 3,033 individuals, 21,947 individuals and 12,580 individuals were included in the annual aggregate peak count of all shorebird species. It is because some individuals could be presented in more than one season.

As shown in Table 2 above, the aggregate number of all shorebird species in 2013-14 was 37,560 individuals, a decrease of 10% from that of 2012-13 (i.e. 41,503 individuals). The aggregate peak count in winter of 21,947 individuals comprised the largest proportion (58%). The sum of aggregate peak count for autumn and spring was 15,613 individuals, a decrease of 14% from that of 2012-13 (i.e. 18,117 individuals). The ten most numerous shorebird species recorded in the 12-month period from July 2013 to June 2014, in descending order, were: Pied Avocet (11,794, 31% of aggregate number of all species), Curlew Sandpiper (5,755, 15%), Dunlin (4,195, 11%), Marsh Sandpiper (2,413, 6%), Black-tailed Godwit (2,163, 6%), Common Greenshank (1,558, 4%), Red-necked Stint (1,390, 4%), Eurasian Curlew (1,297, 3%), Common Redshank (1,291, 3%) and Grey Plover (848, 2%).

The peak count of a single day was not representative of the total abundance of shorebirds utilising an area because turnover of the birds had not been taken into account. Studies carried out in Morocco and Malaysia using marked birds (Howes and Bakewell 1989) found that the total number of shorebirds using a given area during migration lied in the range of 3 to 4.5 times of the peak daily count of passage

shorebirds. Applying this estimate to the aggregate of 15,613 observable shorebirds recorded in autumn and spring, it was projected that the Deep Bay area had supported passage shorebirds in the range of 46,839 to 70,259 during migratory season in 2013-14.

Regionally important populations

Reviews and estimates of the known shorebird population size and the 1% level of the flyway or regional population of all waterbird species were adopted from the Wetland International (2014). Table 3 is an extract of population of certain migratory shorebirds utilising the Mai Po Inner Deep Bay Ramsar Site during the period from July 2013 to June 2014 with their flyway or regional populations exceeded the 1% level.

Table 3. Counts of some shorebird species recorded in the Deep Bay area during July 2013 to June 2014, converted in terms of flyway/regional population.

Species	Flyway/regional population	Number recorded	Percentage
Pied Avocet <i>Recurvirostra avosetta</i>	100,000	11,794	11.8%
Black-tailed Godwit <i>Limosa limosa</i>	139,000	2,163	1.6%
Eurasian Curlew <i>Numenius arquata</i>	100,000	1,297	1.3%
Spotted Redshank <i>Tringa erythropus</i>	25,000	355	1.4%
Common Redshank <i>Tringa totanus</i>	25,000-100,000 *	1,291	1.3%
Common Greenshank <i>Tringa nebularia</i>	100,000	1,558	1.6%
Nordmann's Greenshank <i>Tringa guttifer</i>	400-600	11	2-3%
Curlew Sandpiper <i>Calidris ferruginea</i>	135,000	5,775	4.3%

* 1% level of flyway / regional population is set at 1,000

Globally threatened species

With regard to the globally threatened and near-threatened species listed in BirdLife International (2014), the followings were recorded during July 2013 to June 2014:

- Black-tailed Godwit (Near-threatened): a total of 2,163 individuals were recorded in this 12-month period including peak counts of 700 birds in winter and 1,292 birds in spring. The number of the species this year showed a decrease of 15% from that of the last year (i.e. 2,541 individuals). Applying the criterion that 1% regional population was 1,390 individuals (Wetlands International 2014), the Deep Bay area supported 1.6% of the regional

population in 2013-14.

- Eurasian Curlew (Near-threatened): this species was recorded in the Deep Bay area throughout the non-breeding period with higher numbers in the mid-winter period. A total of 1,297 individuals were recorded in the January Waterbird Count, which showed a decrease of 10% from that of the last year (1,440 individuals). Applying the criterion that 1% regional population was 1,000 individuals (Wetlands International 2014), the Deep Bay area supported 1.3% of the regional population in 2013-14.
- Far Eastern Curlew (Vulnerable): this species was only present in small numbers at Deep Bay area. A total of six individuals (one in autumn, five in spring) were recorded in this 12-month period, compared to five individuals recorded in the previous year.
- Nordmann's Greenshank (Endangered): a total of 11 individuals were recorded in this 12-month period, these included one in autumn to mid-winter period and 10 (peak counts of seven adults and three with first-summer plumage) in spring 2014. This figure showed a decrease of 56% from that of the last year (i.e. 2012-13, 25 individuals). Applying the criterion that the global population was in the range of 400-600 individuals (Wetlands International 2014), the Deep Bay area had supported 1.8-2.8% of the global population in 2013-14.
- Grey-tailed Tattler (Near-threatened): this species has been recently uplisted to Near Threatened from a moderately rapid population decline, driven by on-going habitat loss and degradation (BirdLife International 2014). The global population of this species was estimated at 44,000 individuals and so the 1% population threshold was set at 440 individuals (Wetlands International 2014). During the 12-month period from July 2013 to June 2014, a total of 248 individuals (including nine in autumn and 239 in spring) were recorded and this figure was exceptionally high comparing to other figures in the recent years (Table 2).
- Asian Dowitcher (Near-threatened): a total of 145 individuals (one in autumn and 144 in spring) were recorded in 2013-14. There was almost a two-fold increase compared with that of the last year (i.e. 50 individuals).
- Great Knot (Vulnerable): there were only a total of 89 individuals recorded in

2013-14, including seven individuals in autumn, 12 individuals in winter and 70 individuals in spring. This number of the species recorded this year showed a significant decrease of 44% from that of the last year (i.e. 162 individuals). Its numbers were noted decreasing since 2009-10 but their numbers during spring migration period could be weather-related.

- [Spoon-billed Sandpiper (Critically Endangered): this species suffering from very drastic population decline recently was not recorded by the survey of this programme, but one individual was seen at a drained fishpond near Mai Po Marshes Nature Reserve on 16 December 2013 and also from Mai Po boardwalk birdwatching hide on 15 April 2014. The world population is now estimated at 140-480 individuals (Wetlands International, 2014).]

Sightings of leg-flagged shorebirds

Some migratory shorebirds were fitted with colour flag(s) in different countries / regions for studying their migration routes. Their re-sighting records of these leg-flagged birds were also collected during the Shorebird Counts to serve as a reference about flyway and site/habitat preference of these migratory waterbirds, and identify the potential influence on their population variation in Hong Kong as their staging or wintering site. These re-sighting records were collated through several means, including direct observations by shorebird count surveyors, reports from bird watchers and photographers, and information posted in the Hong Kong Bird Watching Society's webpage. There were a total of 351 sightings recorded in 2013-14, which were 8% lower than that recorded in the last year (i.e. 384 sightings). Among the sighting records, a total of 271 (77%) records of birds were fitted with local Hong Kong leg-flags (i.e. white (above) and yellow (below) flags) while the remaining 78 (22%) records were birds with overseas flags and two birds (a Curlew Sandpiper and a Red-necked Stint) with red flags were undetermined of their origins.

Among the shorebirds with overseas leg-flags, a total of 49 (64%) sightings were birds carrying a single yellow leg-flag or colour rings, indicating that they were birds tagged in North Western Australia. Another eleven (14%) sightings were birds carrying a single orange flag, indicating that they were birds tagged in Victoria, Australia. Besides, there were also records of shorebirds with flag(s) of other colour(s), such as a Curlew Sandpiper from Tokyo Bay in Japan (blue (above) and white (lower)); a Greater Sand Plover and a Red Knot from North Island, New Zealand (single white (above) flag); a Marsh Sandpiper from Taiwan (white (above)

and blue (lower)), Red-necked Stints from South Australia (orange (above) and yellow (lower)), and Sakhalin Island in Russia (yellow (above) and white (lower)). In terms of species, flagged Red-necked Stints were recorded in 28 (37%) sightings and flagged Curlew Sandpipers in 25 (33%) sightings. Among the re-sightings of Hong Kong flagged shorebirds, Common Redshanks ranked the highest with 60 (22%) re-sightings, followed by Grey Plovers with 46 (17%) re-sightings. The detailed re-sighting records are provided in Appendix 5.

Other observations

The shorebird aggregate number was fluctuated in the past ten years and numbers showed increase in the first five years and subsequently dropped (Table 4). These shorebirds have large distribution ranges covering almost entirely the East Asia-Australasia region and MacKinnon *et. al.* (2012) suggested that threat of these shorebirds in this region is habitat loss in a high speed. Changes of habitat in other parts of this region could have impacts on the numbers of the shorebird along the flyway region in long term. The best example is the Spoon-billed Sandpiper, which had a sharp decline of global population recently which coincided with the decreasing trend recorded at Deep Bay recently. Therefore, the continue decline of the annual shorebird aggregate at Deep Bay could be of both local and regional conservation concerns.

Table 4. Annual shorebird aggregates in the past ten years.

2013-14	2012-13	2011-12	2010-11	2009-10	2008-09	2007-08	2006-07	2005-06	2004-05
37,560	41,503	43,687	38,223	53,300	54,457	50,582	48,643	33,312	27,926

Curlew Sandpipers were recorded earlier in spring since 2011 than that used to be in the past (i.e. 2006-08), suggesting a possible change in its migration strategy. Therefore, it is suggested to review future survey schedule in order to collected more accurate information in particular during the period of early spring migration (i.e. mid-March).

The Mai Po Marshes Nature Reserve is managed to provide a suitable high-tide roosting site for shorebirds at the *gei wai* area, which also provide the best counting condition for this shorebird monitoring programme. However, situation started to change from the last year (2012-13) as fewer shorebirds were observed roosting in the *gei wai*. In the same period, large flock of roosting shorebirds were still reported at the Hong Kong Wetland Park in spring by birdwatchers, indicating that shorebird might have changed their roosting behaviour in the Deep Bay area. In the period of

2013-14, the situation has become more obvious to have fewer shorebirds staying in the *gei wai* area of the Mai Po Marsh Nature Reserve during high tide (Table 5). Therefore, synchronized surveys at both the Mai Po Marshes Nature Reserve and the Hong Kong Wetland Park on scheduled dates are probably needed in order to obtain accurate information of shorebird population in the Deep Bay area, especially during the peak migration period in spring.

Table 5. Percentages of counts that most shorebirds were recorded in the Mai Po Marshes Nature Reserve during high tide in the past five years.

Year	2009-10	2010-11	2011-12	2012-13	2013-14
Percentage	59	59	44	40	19

4. Acknowledgements

We would like to thank members of the Hong Kong Bird Watching Society for providing sighting reports of colour-flagged shorebirds.

5. References

Anon. 2013. Shorebird Monitoring at the Mai Po Inner Deep Bay Ramsar Site: 2012-13. Report by The Hong Kong Bird Watching Society to the Agriculture, Fisheries and Conservation Department, Hong Kong Special Administrative Region Government.

Anon. 2014. Monthly Waterbird Monitoring Biannual Report 2 (October 2013 to March 2014), Mai Po Inner Deep Bay Ramsar Site Waterbird Monitoring Programme 2013-14. Report by the Hong Kong Bird Watching Society to the Agriculture, Fisheries and Conservation Department, Hong Kong Special Administrative Region Government.

BirdLife International. 2014. IUCN Red List for birds. Download from <http://www.birdlife.org> (accessed July 2014).

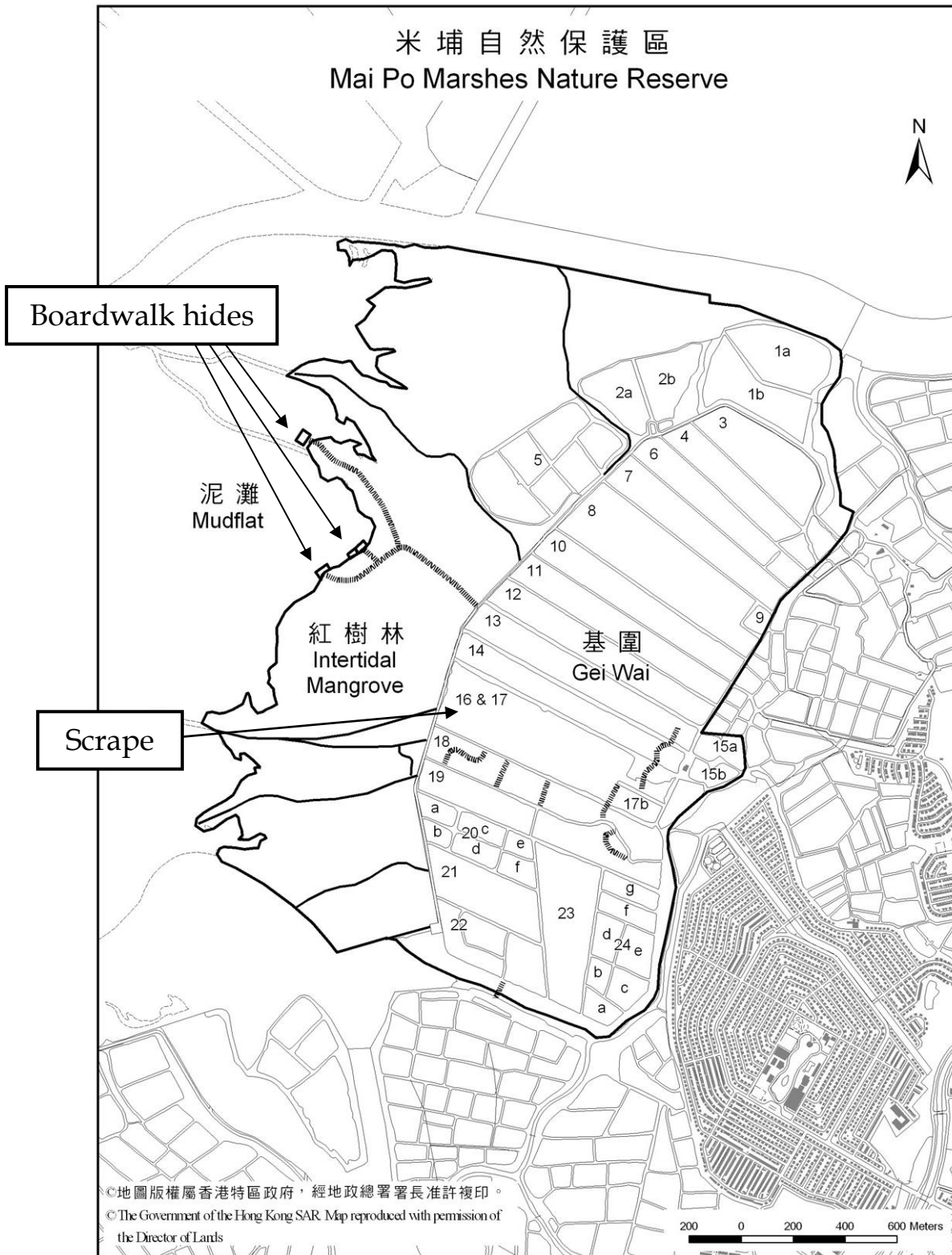
Hong Kong Bird Watching Society. 2014. List of Hong Kong Birds - 2014-06-09. Downloaded from <http://www.hkbws.org.hk/BBS/viewthread.php?tid=21379&extra=page%3D1> (accessed July 2014).

Howes, J and Bakewell, D. 1989. Shorebird Studies Manual. AWB Publication No. 55. Kuala Lumpur.

MacKinnon, J., Verkuil, Y.I. and Murray, N. 2012. IUCN situation analysis on East and Southeast Asian intertidal habitats, with particular reference to the Yellow Sea (including the Bohai Sea). Occasional Paper of the IUCN Species Survival Commission No. 47. IUCN, Gland, Switzerland and Cambridge, UK. ii + 70pp.

Wetlands International. 2014. Waterbird Population Estimates. Retrieved from <http://wpe.wetlands.org> on 6 August 2014.

Map 1. Mai Po Marshes Nature Reserve – the site under study in the Shorebird Monitoring Programme, 2013-14.



**Mai Po Inner Deep Bay Ramsar Site
Waterbird Monitoring Programme 2013-14**

Shorebird Monitoring Report

Appendix 1

Counts of shorebirds in the Mai Po Inner Deep Bay
Ramsar Site in autumn 2013.



The Hong Kong Bird Watching Society



Agriculture, Fisheries and Conservation Department

Whimbrel	2	4	0	223	74	61	79	43	69	44	147	0	15	6	12	1
Eurasian Curlew	36	49	60	44	62	8	41	76	38	81	63	58	71	87	106	108
Far Eastern Curlew	0	0	1	0	0	0	0	0	0	1	0	0	1	0	1	1
Spotted Redshank	0	0	0	0	0	0	0	0	0	2	0	0	4	8	2	20
Common Redshank	191	552	445	283	317	152	157	161	244	432	580	426	140	159	140	118
Marsh Sandpiper	0	6	7	0	11	70	19	74	17	591	548	639	483	1368	804	1137
Common Greenshank	66	223	256	55	278	346	204	588	522	765	650	635	825	725	778	666
Nordmann's Greenshank	0	0	0	0	1	0	0	0	0	0	0	0	0	0	0	1
Green Sandpiper	0	0	0	0	0	0	2	0	3	0	3	0	0	0	0	0
Wood Sandpiper	0	4	0	0	0	8	0	0	0	6	2	3	4	2	0	0
Terek Sandpiper	0	4	0	0	22	0	24	123	68	50	0	0	0	12	0	5
Common Sandpiper	0	0	0	0	1	0	4	11	1	0	2	1	2	6	0	2
Grey-tailed Tattler	0	0	0	0	0	0	5	0	9	0	0	0	0	0	0	0
Ruddy Turnstone	0	0	0	0	0	0	0	0	0	0	0	0	0	0	0	0
Red-necked Phalarope	0	0	0	0	0	0	0	0	0	0	0	0	0	0	0	0
Pintail/Swinhoe's Snipe	0	0	0	0	0	0	0	0	0	0	0	0	0	0	0	0
Common Snipe	0	0	0	0	0	0	0	0	0	10	15	3	0	0	0	0
Long-billed Dowitcher	0	0	0	0	0	0	0	0	0	0	0	0	0	1	0	2
Asian Dowitcher	0	0	0	0	1	1	0	0	0	1	0	0	1	0	0	0
Red Knot	0	0	0	0	0	0	1	8	2	1	18	3	0	0	0	0
Great Knot	0	0	0	0	0	0	0	4	7	5	0	0	5	0	0	6
Sanderling	0	0	0	0	0	0	0	1	0	0	0	0	0	0	0	0

Red-necked Stint	0	0	0	0	0	0	7	59	1	3	0	0	0	0	0	0
Little Stint	0	0	0	0	0	0	0	0	0	0	0	0	0	0	0	0
Temminck's Stint	0	0	0	0	0	0	0	0	0	0	0	0	0	0	0	0
Long-toed Stint	0	0	0	0	0	0	0	0	4	0	0	0	0	0	0	0
Pectoral Sandpiper	0	0	0	0	0	0	0	0	0	0	0	0	0	0	0	0
Sharp-tailed Sandpiper	0	0	0	0	0	0	0	0	0	1	0	0	0	0	0	0
Dunlin	0	0	0	0	0	0	0	2	0	0	3	0	6	234	14	650
Curlew Sandpiper	0	15	0	0	0	0	2	1	1	1	0	0	0	0	0	0
Spoon-billed Sandpiper	0	0	0	0	0	0	0	0	0	0	0	0	0	0	0	0
Broad-billed Sandpiper	0	0	0	0	0	0	8	3	31	1	0	0	0	2	0	0
Ruff	0	0	0	0	0	0	0	0	0	0	0	1	0	0	0	0
Sand Plover sp.	0	0	0	0	0	0	0	0	0	0	0	0	0	0	0	0
Small wader sp.	0	0	0	0	0	0	0	0	0	0	0	0	0	0	0	0
Large <i>tringa</i> sp.	0	0	0	0	0	0	0	0	0	0	0	0	0	0	0	0
Total:	315	918	872	784	1022	725	727	1570	1376	2445	2436	2041	2426	3631	2440	4236

**Mai Po Inner Deep Bay Ramsar Site
Waterbird Monitoring Programme 2013-14**

Shorebird Monitoring Report

Appendix 2

Counts of shorebirds in the Mai Po Inner Deep Bay
Ramsar Site in winter 2013-14.



The Hong Kong Bird Watching Society



Agriculture, Fisheries and Conservation Department

Counts of shorebirds in the Mai Po Inner Deep Bay Ramsar Site in winter
2013-14.

	16 Nov	20 Dec	19 Jan	19 Feb
Pheasant-tailed Jacana	0	0	0	0
Greater Painted-snipe	0	0	0	0
Black-winged Stilt	2	7	6	0
Pied Avocet	255	1316	4644	4763
Oriental Pratincole	0	0	0	0
Northern Lapwing	0	0	0	0
Grey-headed Lapwing	0	0	0	0
Pacific Golden Plover	0	0	153	0
Grey Plover	113	247	517	1
Common Ringed Plover	0	0	0	0
Little Ringed Plover	0	1	25	0
Kentish Plover	928	50	0	0
Lesser Sand Plover	0	0	0	0
Greater Sand Plover	3	0	0	0
Oriental Plover	0	0	0	0
Black-tailed Godwit	1	3	0	477
Bar-tailed Godwit	6	1	0	0
Little Curlew	0	0	0	0
Whimbrel	0	0	1	0
Eurasian Curlew	81	508	1297	692
Far Eastern Curlew	0	0	0	0
Spotted Redshank	6	12	18	91
Common Redshank	0	0	36	2
Marsh Sandpiper	26	10	52	1
Common Greenshank	422	469	224	550
Nordmann's Greenshank	0	0	0	1
Green Sandpiper	0	0	0	0
Wood Sandpiper	0	0	0	0
Terek Sandpiper	1	0	0	0
Common Sandpiper	2	1	0	0
Grey-tailed Tattler	0	0	0	0
Ruddy Turnstone	0	0	0	0
Red-necked Phalarope	0	0	0	0

	16 Nov	20 Dec	19 Jan	19 Feb
Pintail/Swinhoe's Snipe	0	0	0	0
Common Snipe	0	0	0	0
Long-billed Dowitcher	0	0	0	1
Asian Dowitcher	0	0	0	0
Red Knot	8	4	2	0
Great Knot	13	3	2	0
Sanderling	0	0	0	0
Red-necked Stint	82	1	0	0
Little Stint	0	0	0	0
Temminck's Stint	31	0	0	0
Long-toed Stint	0	0	0	0
Pectoral Sandpiper	0	0	0	0
Sharp-tailed Sandpiper	0	0	0	0
Dunlin	3156	2339	82	0
Curlew Sandpiper	0	0	0	0
Spoon-billed Sandpiper	0	0	0	0
Broad-billed Sandpiper	0	0	0	0
Ruff	0	0	0	0
Sand Plover sp.	0	0	0	0
Small wader sp.	0	0	0	0
Tringas/godwits	0	0	0	0
Total:	5136	4972	7059	6579

**Mai Po Inner Deep Bay Ramsar Site
Waterbird Monitoring Programme 2013-14**

Shorebird Monitoring Report

Appendix 3

Counts of shorebirds in the Mai Po Inner Deep Bay
Ramsar Site in spring and summer 2014.



The Hong Kong Bird Watching Society



Agriculture, Fisheries and Conservation Department

Counts of shorebirds in the Mai Po Inner Deep Bay Ramsar Site in spring and summer 2014.

	22-24 Mar	25-27 Mar	28-30 Mar	31-2 Apr	3-5 Apr	6-8 Apr	9-11 Apr	12-14 Apr	15-17 Apr	18-20 Apr	21-23 Apr	24-26 Apr	27-29 Apr	30-2 May	3-5 May	6-8 May	9-11 May	12-14 May	15-17 May	18-20 May	21-23 May	24-26 May	27-29 May	30-1 Jun	2-15 Jun	16-30 Jun	1-15 Jul
Pheasant-tailed Jacana	0	0	0	0	0	0	0	0	0	0	0	0	0	0	0	0	0	0	0	0	0	0	0	0	0	0	0
Greater Painted-snipe	0	0	0	0	0	0	0	0	0	0	0	0	0	0	0	0	0	0	0	0	0	0	0	0	0	0	0
Black-winged Stilt	0	65	17	23	28	9	0	8	7	11	4	0	0	2	6	13	10	21	9	13	26	1	0	4	3	1	5
Pied Avocet	0	0	0	0	0	0	0	0	2631	0	0	0	0	0	0	0	0	0	0	0	0	0	0	0	0	10	0
Oriental Pratincole	0	0	0	0	0	0	0	0	0	0	0	0	0	0	0	0	0	1	0	0	0	0	0	0	0	0	0
Northern Lapwing	0	0	0	0	0	0	0	0	0	0	0	0	0	0	0	0	0	0	0	0	0	0	0	0	0	0	0
Grey-headed Lapwing	0	0	0	0	0	0	0	0	0	0	0	0	0	0	0	0	0	0	0	0	0	0	0	0	0	0	0
Pacific Golden Plover	0	0	187	4	2	0	1	1	1	1	2	5	196	221	93	0	1	0	0	0	0	0	0	0	0	0	0
Grey Plover	98	3	81	3	21	74	75	23	19	22	3	33	9	18	19	24	17	29	21	17	11	4	1	0	0	0	0
Common Ringed Plover	0	0	0	0	0	0	0	0	0	0	0	0	0	0	0	0	0	0	0	0	0	0	0	0	0	0	0
Little Ringed Plover	0	0	0	0	0	0	0	0	0	0	0	1	0	0	0	0	0	0	1	2	0	0	0	0	0	0	0
Kentish Plover	0	24	326	0	124	38	25	0	0	0	1	0	3	3	0	0	1	1	3	1	1	0	0	0	0	0	0
Lesser Sand Plover	0	0	19	11	31	37	21	34	0	15	4	1	0	4	2	16	4	0	4	0	1	0	0	2	0	0	0
Greater Sand Plover	7	15	344	124	193	288	361	332	0	328	148	28	19	87	27	81	34	3	189	58	44	0	25	12	3	0	2
Oriental Plover	0	0	0	0	0	0	0	0	0	540	0	0	0	0	0	0	0	0	0	0	0	0	0	0	0	0	0
Black-tailed Godwit	0	1	13	1129	722	1292	242	896	873	0	620	471	392	214	48	0	8	0	5	0	0	0	0	0	0	0	0
Bar-tailed Godwit	0	0	24	5	11	34	8	5	1	0	0	1	2	3	1	2	1	1	0	0	0	0	0	0	0	0	1
Little Curlew	0	0	0	0	0	0	0	0	0	0	0	0	0	0	0	0	0	0	0	0	0	0	0	0	0	0	0
Whimbrel	1	3	1	2	1	1	2	12	5	0	4	14	7	21	31	35	16	8	14	27	17	20	18	19	21	25	17
Eurasian Curlew	584	313	152	175	121	54	26	22	25	11	11	2	11	17	16	6	13	17	13	15	18	16	15	12	17	17	14
Far Eastern Curlew	5	3	3	3	2	2	0	0	0	0	0	3	2	2	3	0	0	1	0	3	0	0	0	0	0	0	0

	22-24 Mar	25-27 Mar	28-30 Mar	31-2 Apr	3-5 Apr	6-8 Apr	9-11 Apr	12-14 Apr	15-17 Apr	18-20 Apr	21-23 Apr	24-26 Apr	27-29 Apr	30-2 May	3-5 May	6-8 May	9-11 May	12-14 May	15-17 May	18-20 May	21-23 May	24-26 May	27-29 May	30-1 Jun	2-15 Jun	16-30 Jun	1-15 Jul
Spotted Redshank	112	13	63	79	236	120	131	164	27	9	34	233	172	179	108	77	43	43	24	5	2	0	0	0	0	0	0
Common Redshank	19	3	168	132	62	97	42	252	128	147	22	305	133	129	185	156	43	39	97	30	64	23	4	1	0	28	94
Marsh Sandpiper	7	106	94	92	1045	490	441	659	212	44	55	161	91	22	21	15	42	4	0	0	0	0	0	0	0	0	0
Common Greenshank	373	239	331	356	196	424	722	192	501	397	308	132	117	322	435	298	170	66	9	0	27	8	5	4	0	14	47
Nordmann's Greenshank	1	0	2	1	6	6	3	7	1	1	0	2	3	2	2	1	1	1	0	0	0	0	0	0	0	0	0
Green Sandpiper	0	0	0	0	0	0	0	0	0	0	0	0	0	0	0	0	0	0	0	1	0	0	0	0	0	0	0
Wood Sandpiper	0	19	6	0	0	1	0	0	9	14	3	0	0	0	0	0	0	1	0	0	0	0	0	0	0	0	0
Terek Sandpiper	0	0	62	16	46	39	256	47	36	149	61	35	57	51	142	171	147	119	61	66	51	1	0	115	16	0	0
Common Sandpiper	6	0	3	0	1	0	0	3	0	1	1	2	0	0	2	2	2	3	0	0	0	0	0	1	0	0	0
Grey-tailed Tattler	0	0	0	0	0	0	0	1	3	2	1	8	1	6	3	0	8	3	239	21	8	2	8	42	22	0	0
Ruddy Turnstone	0	0	2	0	2	3	3	3	3	5	7	3	7	2	4	2	3	0	2	6	0	0	0	0	0	0	0
Red-necked Phalarope	0	0	0	0	0	0	0	0	0	0	0	0	0	0	0	2	0	0	14	8	0	0	0	0	0	0	0
Pintail/Swinhoe's Snipe	0	0	0	0	0	0	0	0	0	0	0	0	0	0	0	0	0	0	0	0	0	0	0	0	0	0	0
Common Snipe	1	0	0	0	0	0	2	0	0	0	0	0	0	0	0	1	0	0	0	0	0	0	0	0	0	0	0
Long-billed Dowitcher	0	0	0	0	0	0	0	0	0	0	0	0	0	0	0	0	0	0	0	0	0	0	0	0	0	0	0
Asian Dowitcher	0	0	0	0	1	3	7	5	21	1	8	10	15	96	144	122	3	2	0	0	0	0	0	0	0	0	0
Red Knot	2	0	1	1	1	12	4	3	3	1	3	6	9	13	20	96	72	78	1	0	0	0	2	0	0	0	0
Great Knot	22	22	21	10	42	64	70	35	26	0	3	7	0	6	3	3	6	4	1	0	0	5	2	0	0	0	0
Sanderling	0	0	0	0	0	2	0	0	0	0	0	0	0	0	2	0	2	0	0	0	0	0	0	0	0	0	0
Red-necked Stint	0	116	203	100	400	1330	492	380	451	0	129	505	362	309	469	939	518	126	35	47	57	0	13	1	0	0	0
Little Stint	0	0	0	0	0	1	0	0	0	0	0	0	0	0	2	1	3	0	0	0	0	0	0	0	0	0	0
Temminck's Stint	0	0	0	0	0	0	0	0	0	0	0	0	0	0	0	0	0	0	0	0	0	0	0	0	0	0	0

	22-24 Mar	25-27 Mar	28-30 Mar	31-2 Apr	3-5 Apr	6-8 Apr	9-11 Apr	12-14 Apr	15-17 Apr	18-20 Apr	21-23 Apr	24-26 Apr	27-29 Apr	30-2 May	3-5 May	6-8 May	9-11 May	12-14 May	15-17 May	18-20 May	21-23 May	24-26 May	27-29 May	30-1 Jun	2-15 Jun	16-30 Jun	1-15 Jul
Long-toed Stint	0	0	0	0	0	0	0	0	0	0	5	0	0	0	3	1	0	0	0	0	0	0	0	0	0	0	0
Pectoral Sandpiper	0	0	0	0	0	0	0	0	0	0	0	0	0	0	0	0	0	0	0	0	1	0	0	0	0	0	0
Sharp-tailed Sandpiper	0	1	6	2	0	6	6	12	1	0	3	2	5	2	7	40	179	2	22	0	13	0	7	1	0	0	0
Dunlin	0	0	0	0	0	0	1	1	1	0	0	0	0	1	0	0	0	0	0	0	0	0	0	0	0	0	0
Curlew Sandpiper	600	288	5203	4218	3083	5120	3496	5760	2600	2350	1231	782	813	566	387	47	32	17	0	0	4	0	13	0	0	0	0
Spoon-billed Sandpiper	0	0	0	0	0	0	0	0	0	0	0	0	0	0	0	0	0	0	0	0	0	0	0	0	0	0	0
Broad-billed Sandpiper	0	2	8	6	12	20	21	18	22	21	17	34	62	68	14	11	23	1	1	0	1	0	0	0	0	0	0
Ruff	0	0	0	0	1	0	0	2	0	0	0	1	0	0	0	1	0	0	0	0	0	0	0	0	0	0	0
Small wader sp.	0	0	0	0	0	0	0	0	0	0	0	0	0	0	0	0	0	0	0	0	0	0	0	0	0	0	0
Large <i>tringa</i> sp.	747	0	0	0	0	0	0	0	0	0	0	0	0	0	0	0	0	0	0	0	0	0	0	0	0	0	0
Total:	2,585	1,236	7,340	6,492	6,390	9,567	6,458	8,877	7,607	4,070	2,688	2,787	2,488	2,366	2,199	2,163	1,402	591	765	320	346	80	113	214	82	95	180



**Mai Po Inner Deep Bay Ramsar Site
Waterbird Monitoring Programme 2013-14**

Shorebird Monitoring Report

Appendix 4

Figures of counts of shorebird species in Autumn 2013 and Spring 2014.



The Hong Kong Bird Watching Society



Agriculture, Fisheries and Conservation Department

Figure 1. Total number of shorebirds recorded at Mai Po Inner Deep Bay, autumn 2013

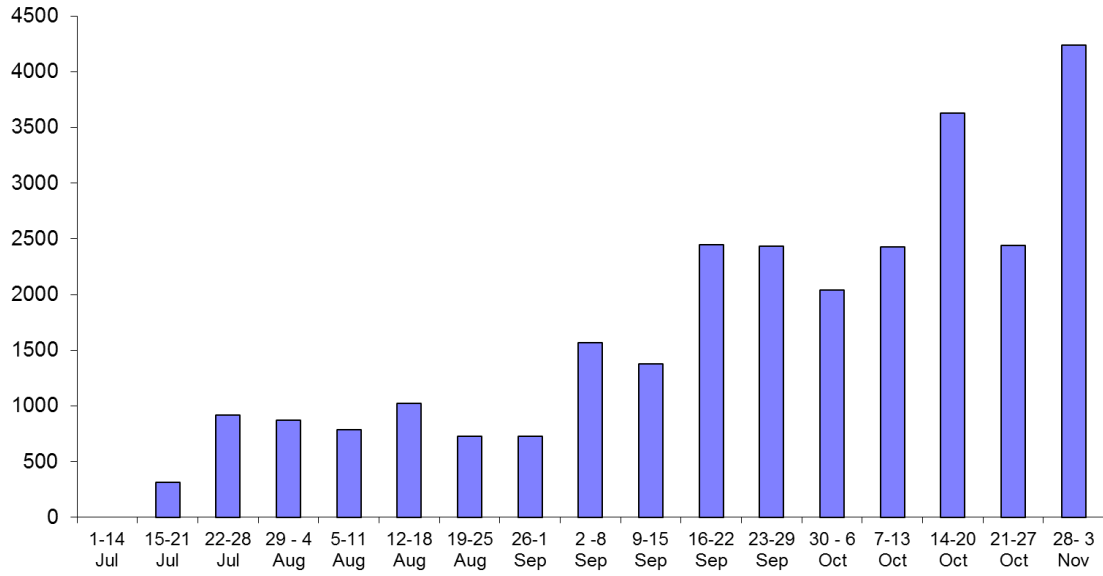


Figure 2. Counts of Black-winged Stilt at Mai Po Inner Deep Bay Ramsar Site, autumn 2013

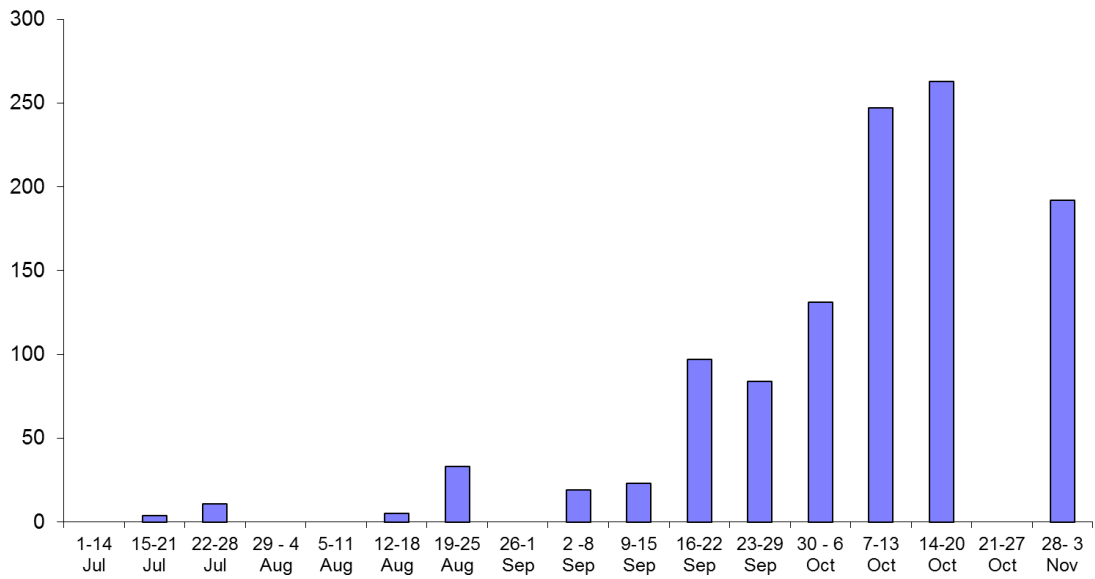


Figure 3. Counts of Pacific Golden Plover at Mai Po Inner Deep Bay Ramsar Site, autumn 2013

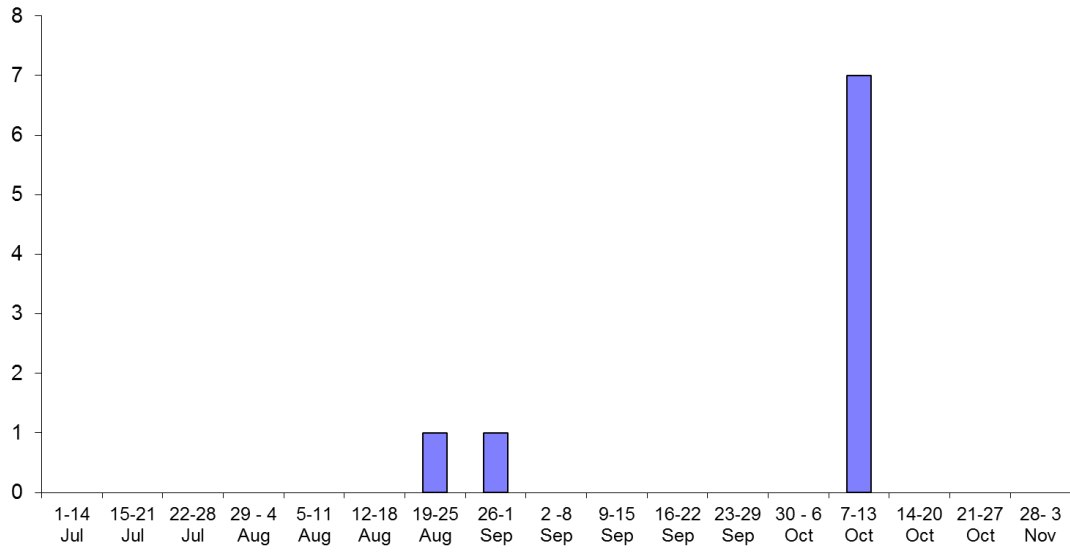


Figure 4. Counts of Kentish Plover at Mai Inner Deep Bay Ramsar Site, autumn 2013

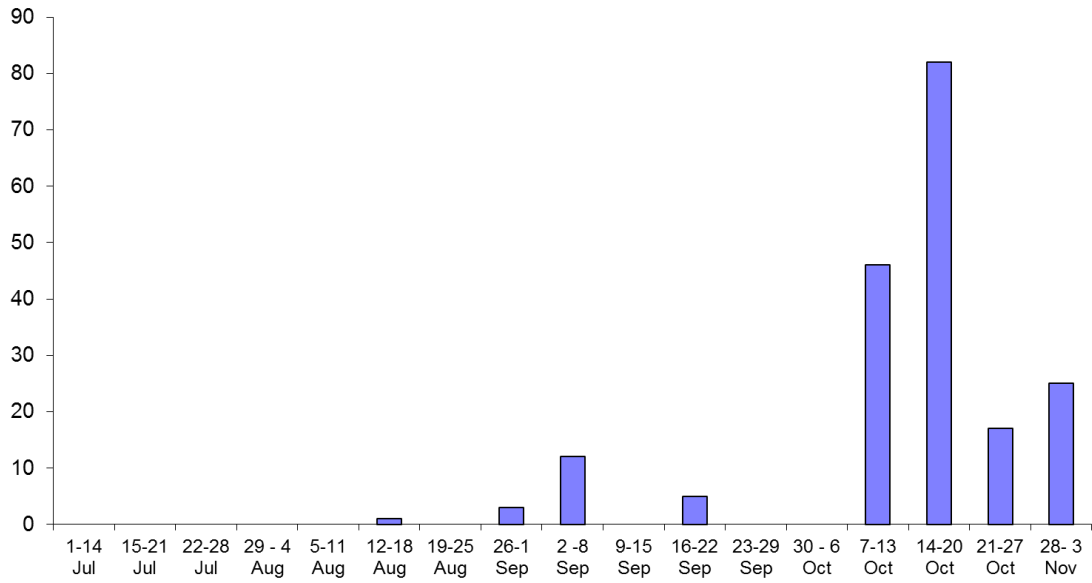


Figure 5. Counts of Grey Plover at Mai Po Inner Deep Bay Ramsar Site, autumn 2013

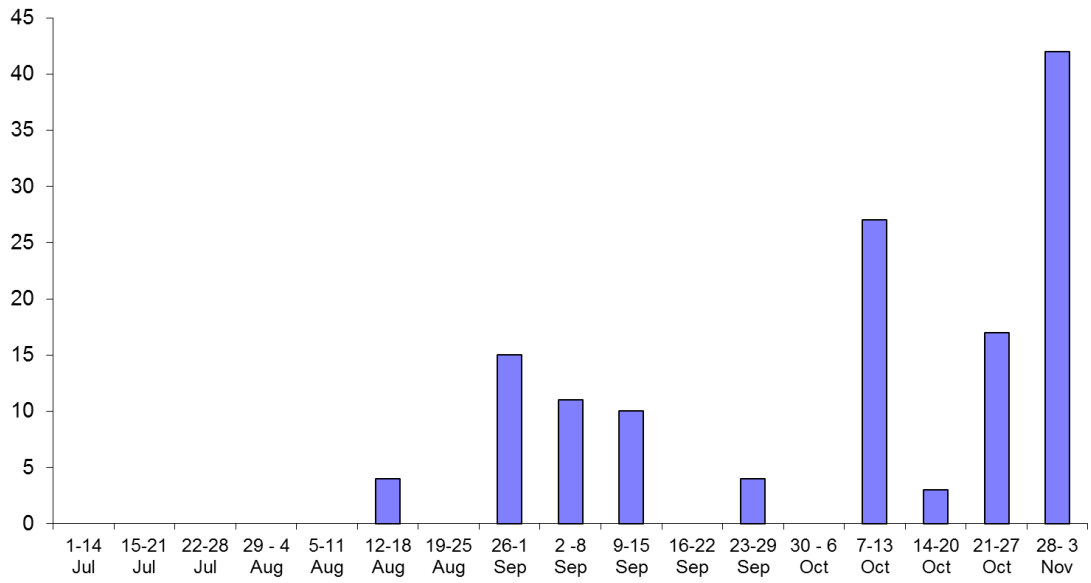


Figure 6. Counts of Lesser Sand Plover at Mai Po Inner Deep Bay Ramsar Site, autumn 2013

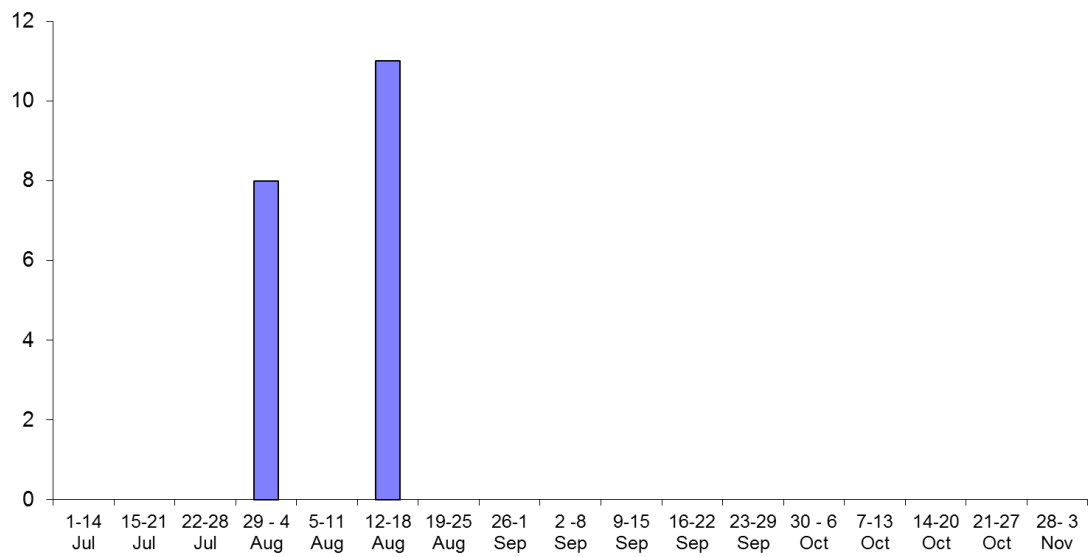


Figure 7. Counts of Greater Sand Plover at Mai Po Inner Deep Bay Ramsar Site, autumn 2013

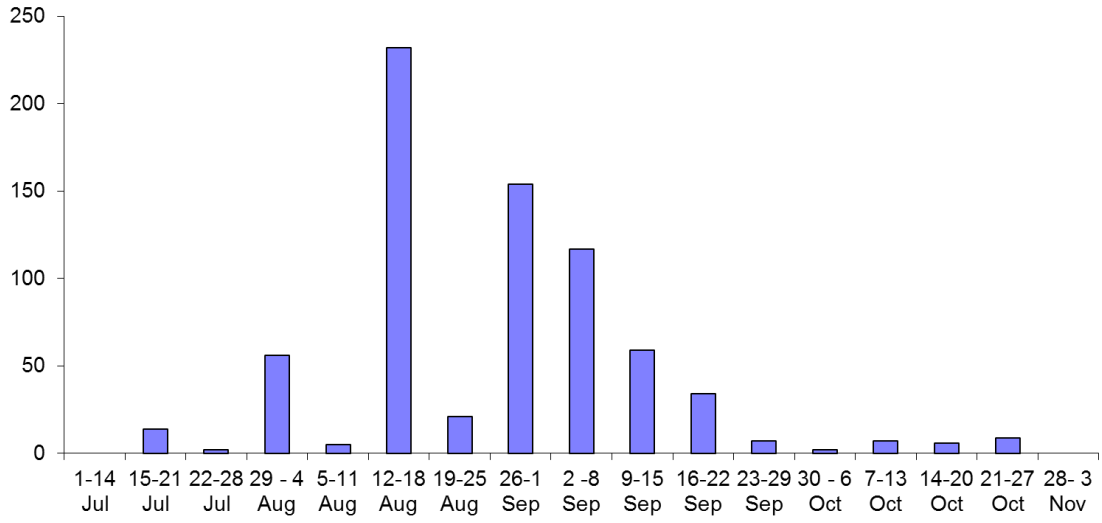


Figure 8. Counts of Black-tailed Godwit at Mai Po Inner Deep Bay Ramsar Site, autumn 2013

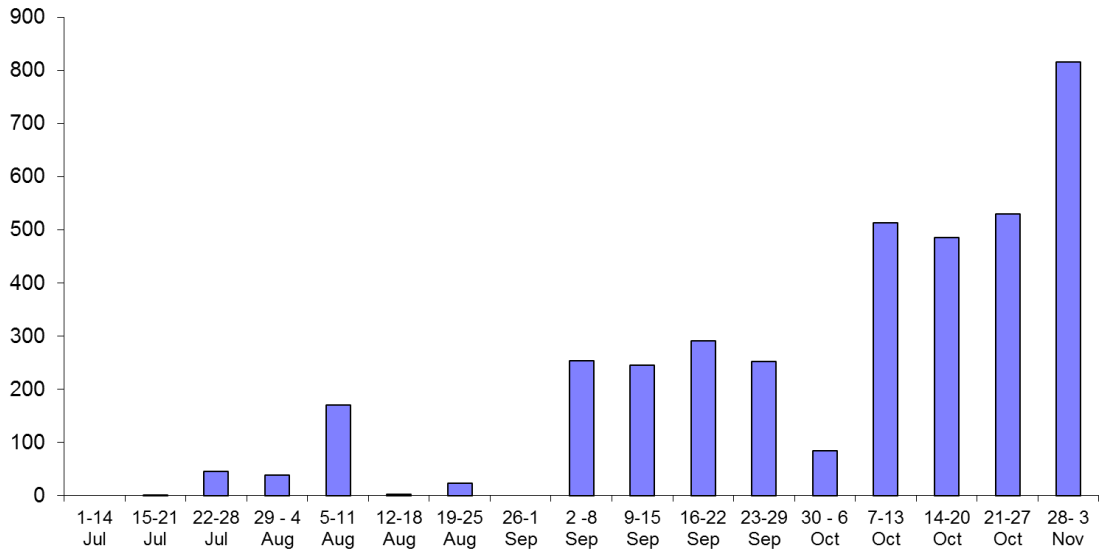


Figure 9. Counts of Bar-tailed Godwit at Mai Po Inner Deep Bay Ramsar Site, autumn 2013

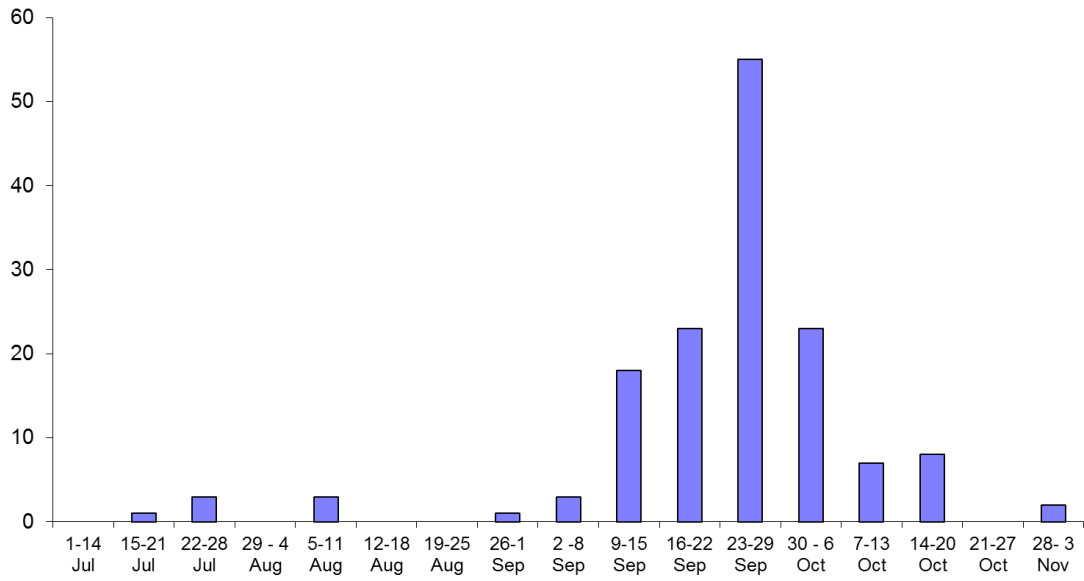


Figure 10. Counts of Whimbrel at Mai Po Inner Deep Bay Ramsar Site, autumn 2013

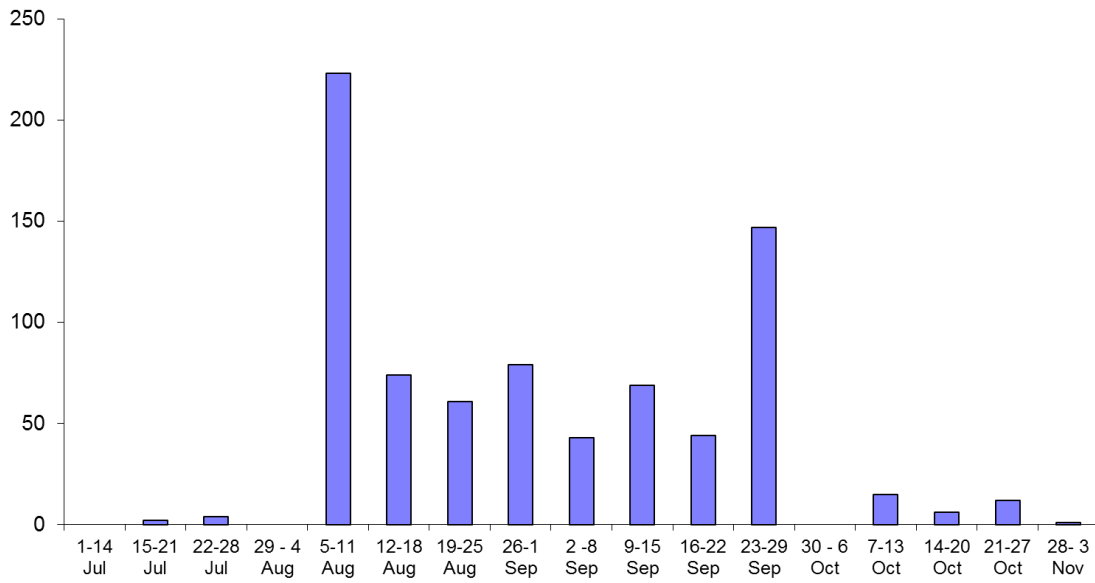


Figure 11. Counts of Eurasian Curlew at Mai Po Inner Deep Bay Ramsar Site, autumn 2013

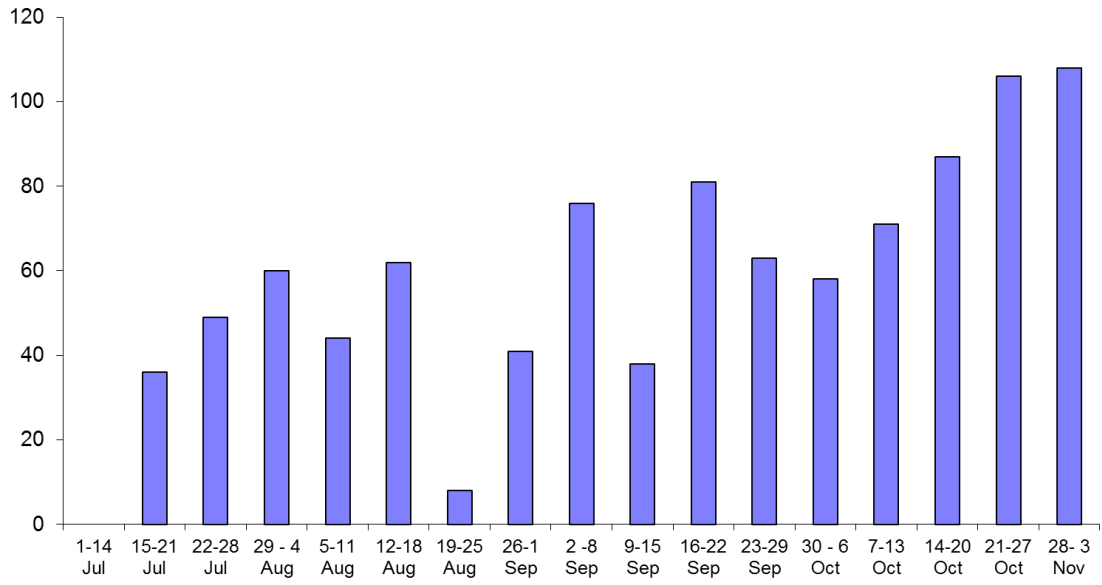


Figure 12. Counts of Spotted Redshank at Mai Po Inner Deep Bay Ramsar Site, autumn 2013

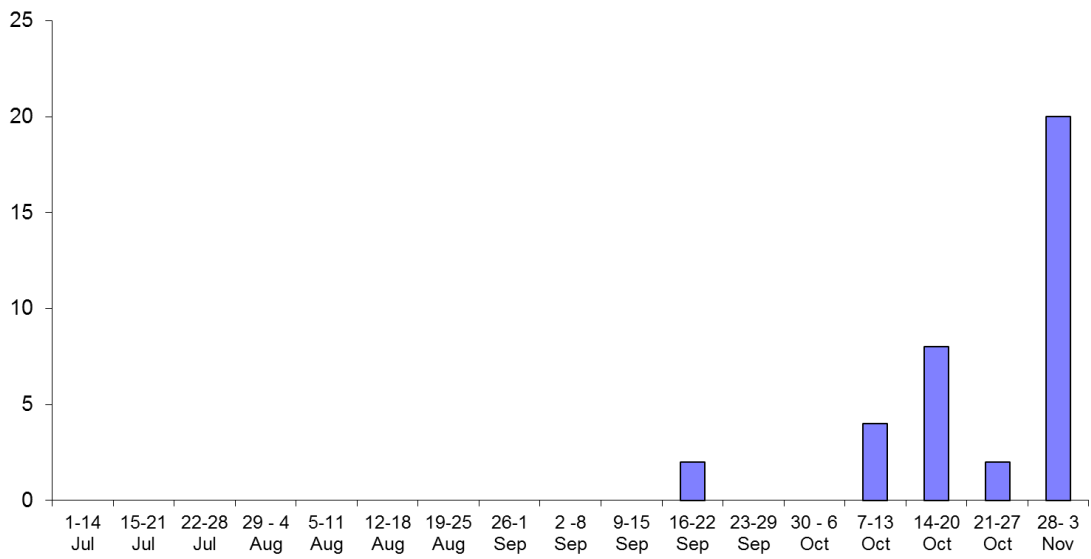


Figure 13. Counts of Common Redshank at Mai Po Inner Deep Bay Ramsar Site, autumn 2013

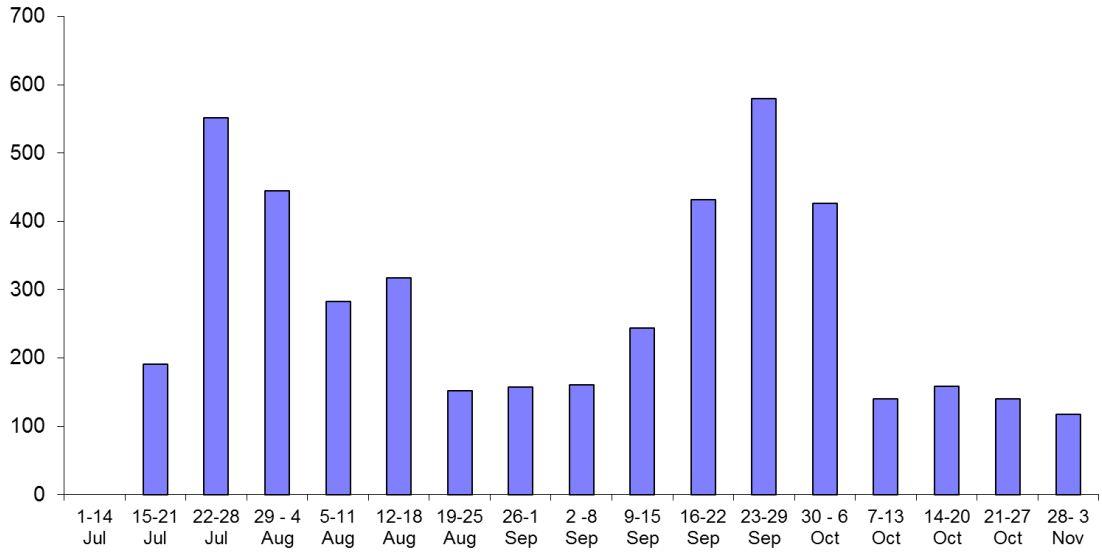


Figure 14. Counts of Marsh Sandpiper at Mai Po Inner Deep Bay Ramsar Site, autumn 2013

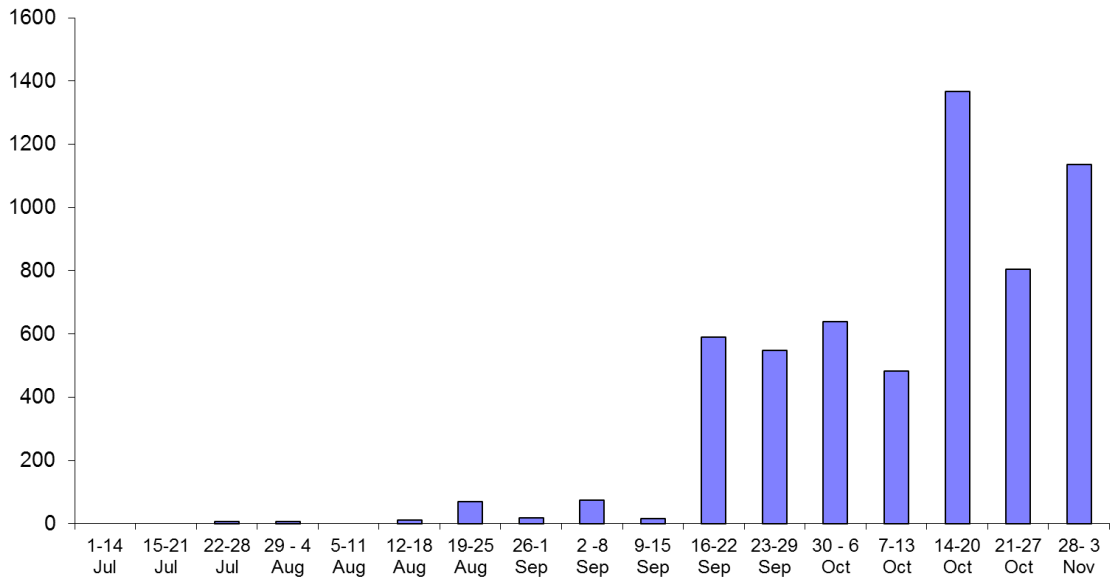


Figure 15. Counts of Common Greenshank at Mai Po Inner Deep Bay Ramsar Site, autumn 2013

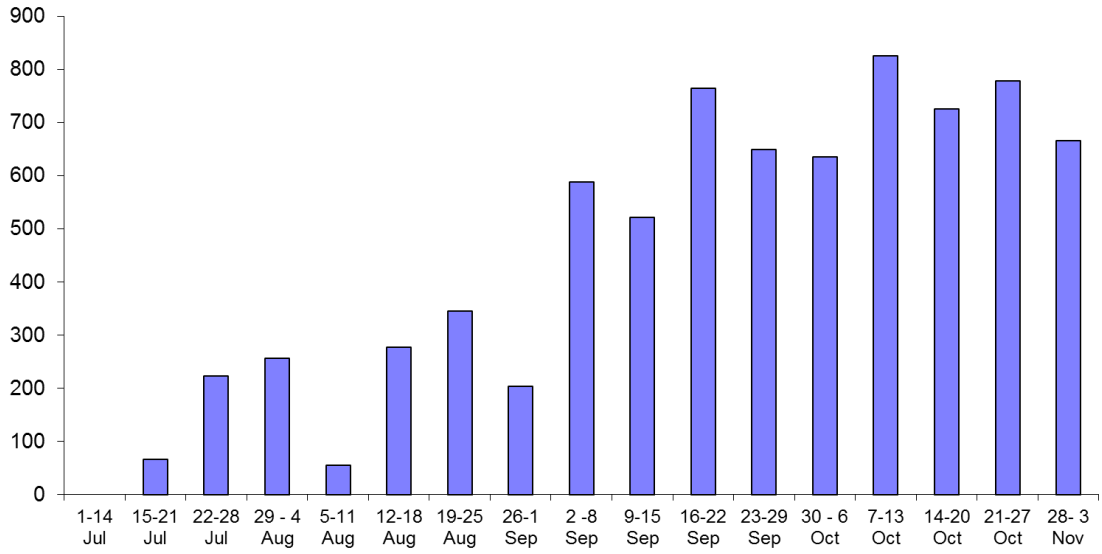


Figure 16. Counts of Wood Sandpiper at Mai Po Inner Deep Bay Ramsar Site, autumn 2013

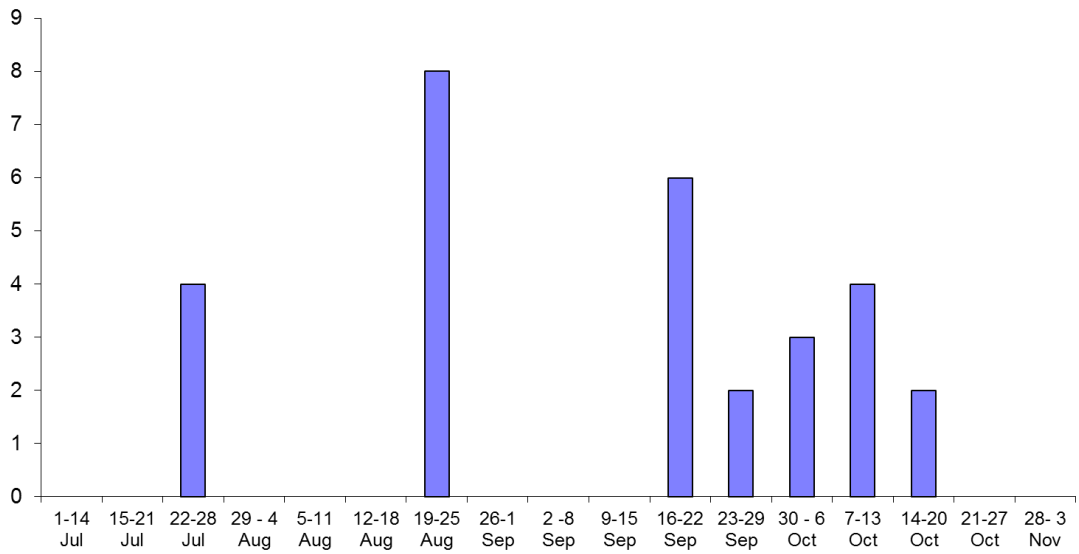


Figure 17. Counts of Great Knot at Mai Po Inner Deep Bay Ramsar Site, autumn 2013

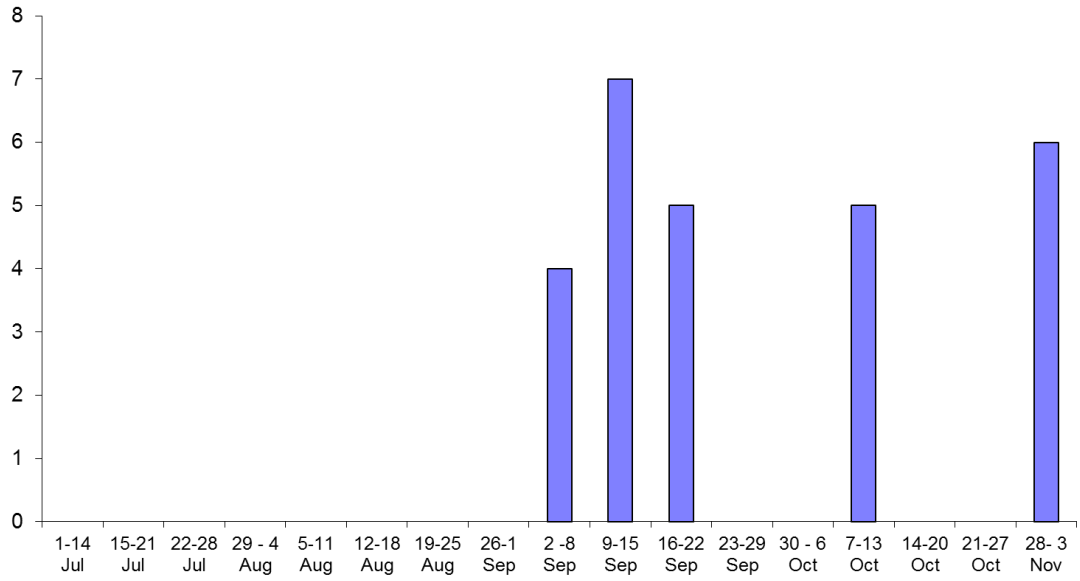


Figure 18. Counts of Red Knot at Mai Po Inner Deep Bay Ramsar Site, autumn 2013

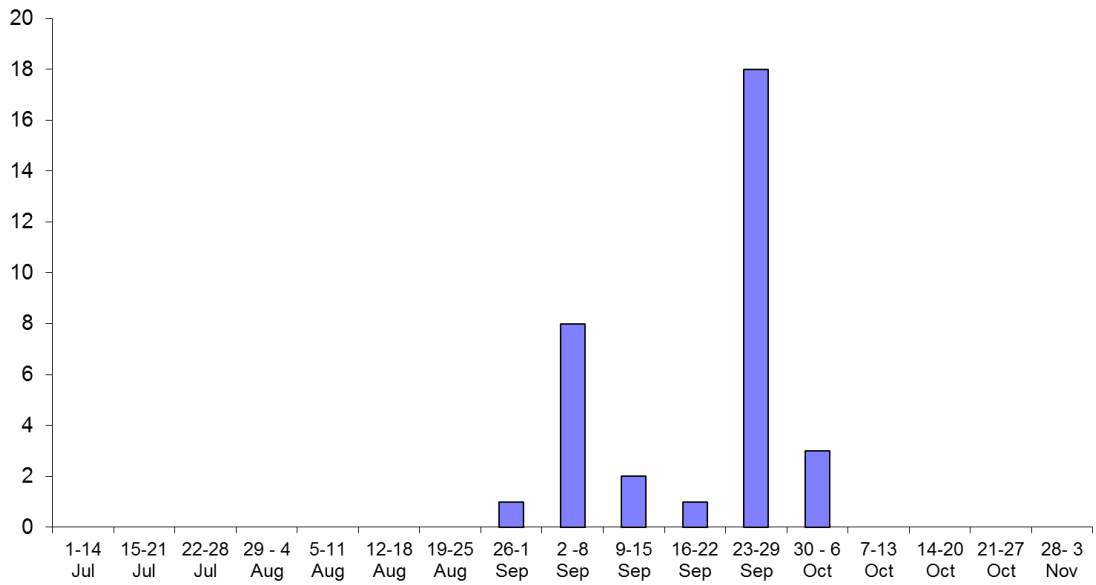


Figure 19. Counts of Broad-billed Sandpiper at Mai Po Inner Deep Bay Ramsar Site, autumn 2013

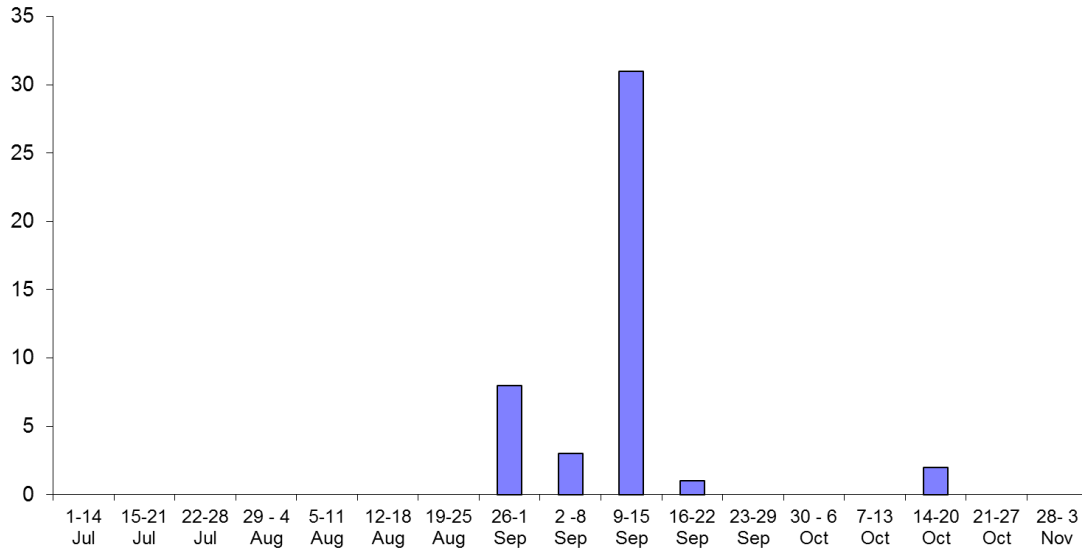


Figure 20. Total number of shorebirds recorded at Mai Po Inner Deep Bay, spring 2014

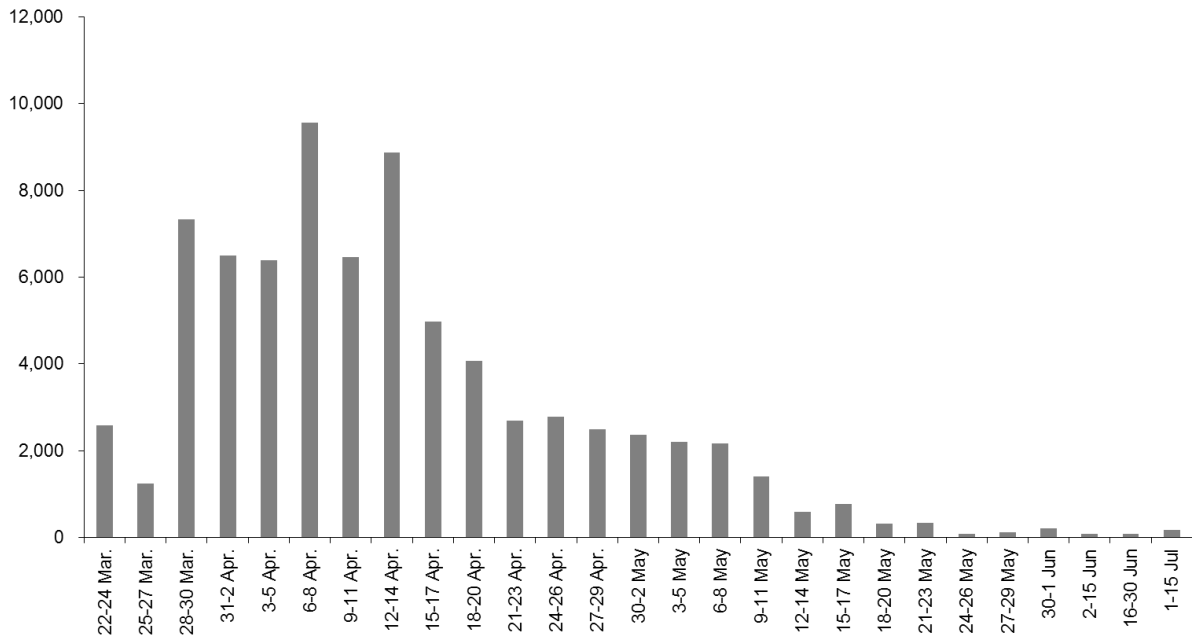


Figure 21. Counts of Pacific Golden Plover at Mai Po Inner Deep Bay Ramsar Site, spring 2014

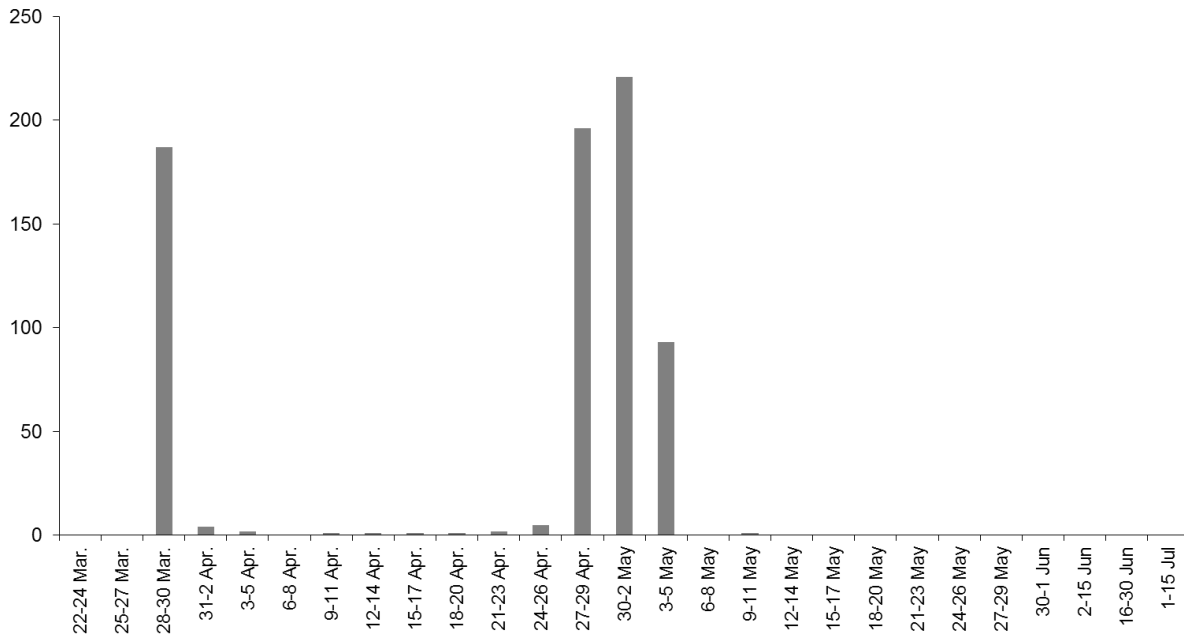


Figure 22. Counts of Lesser Sandplover at Mai Po Inner Deep Bay Ramsar Site, spring 2014

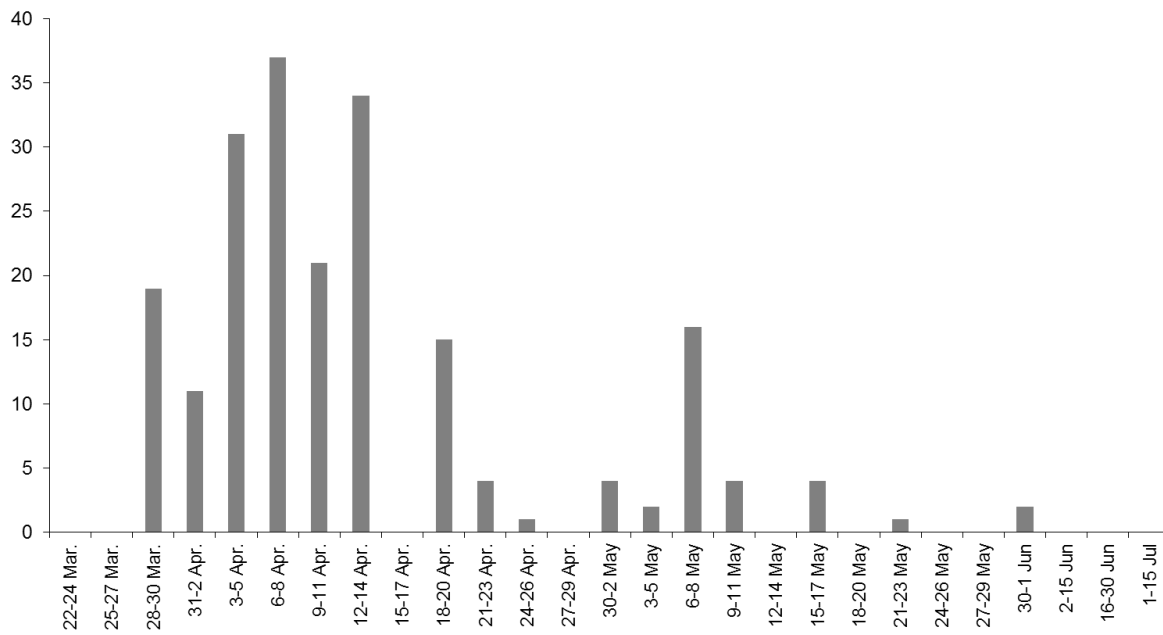


Figure 23. Counts of Greater Sandplover at Mai Po Inner Deep Bay Ramsar Site, spring 2014

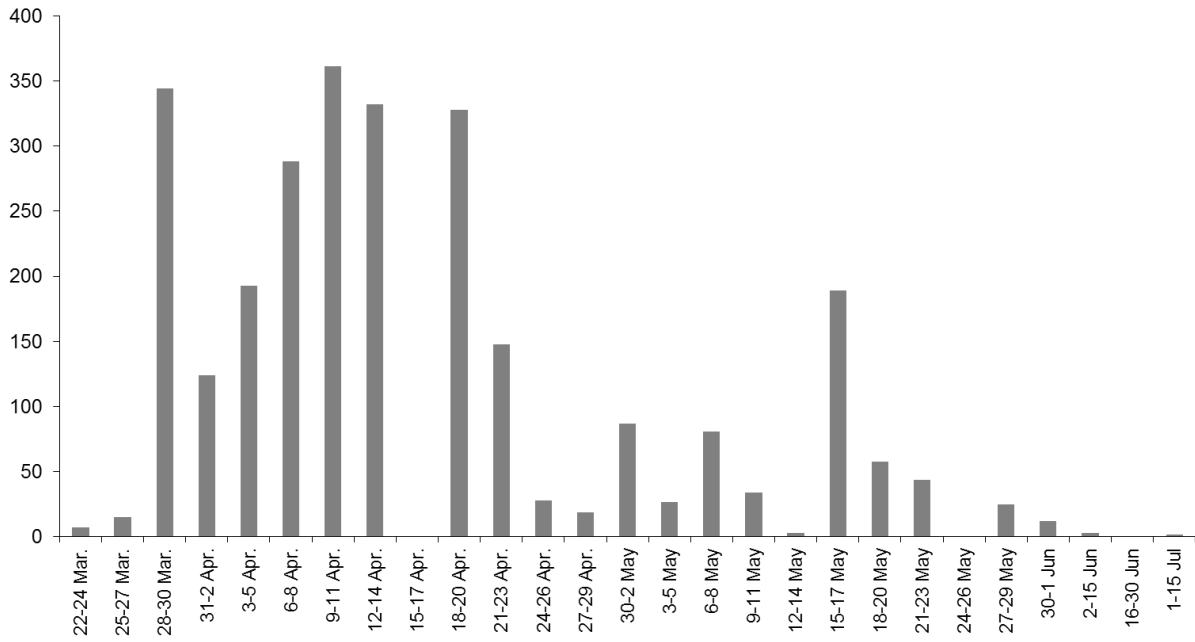


Figure 24. Counts of Black-tailed Godwit at Mai Po Inner Deep Bay Ramsar Site, spring 2014

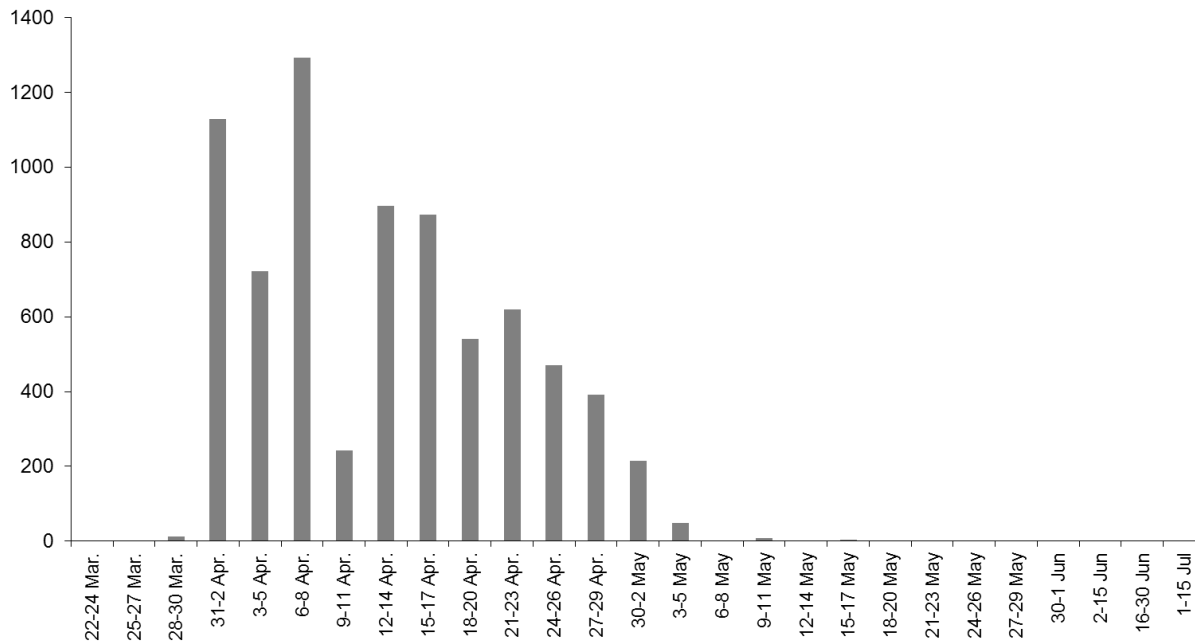


Figure 25. Counts of Spotted Redshank at Mai Po Inner Deep Bay Ramsar Site, spring 2014

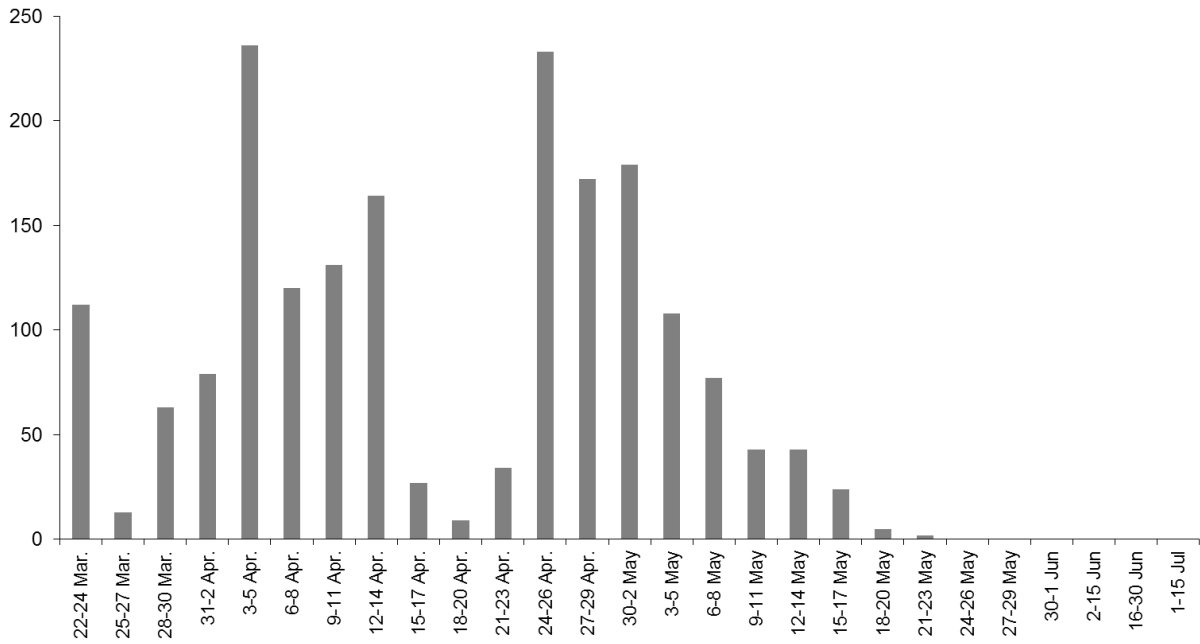


Figure 26. Counts of Common Redshank at Mai Po Inner Deep Bay Ramsar Site, spring 2014

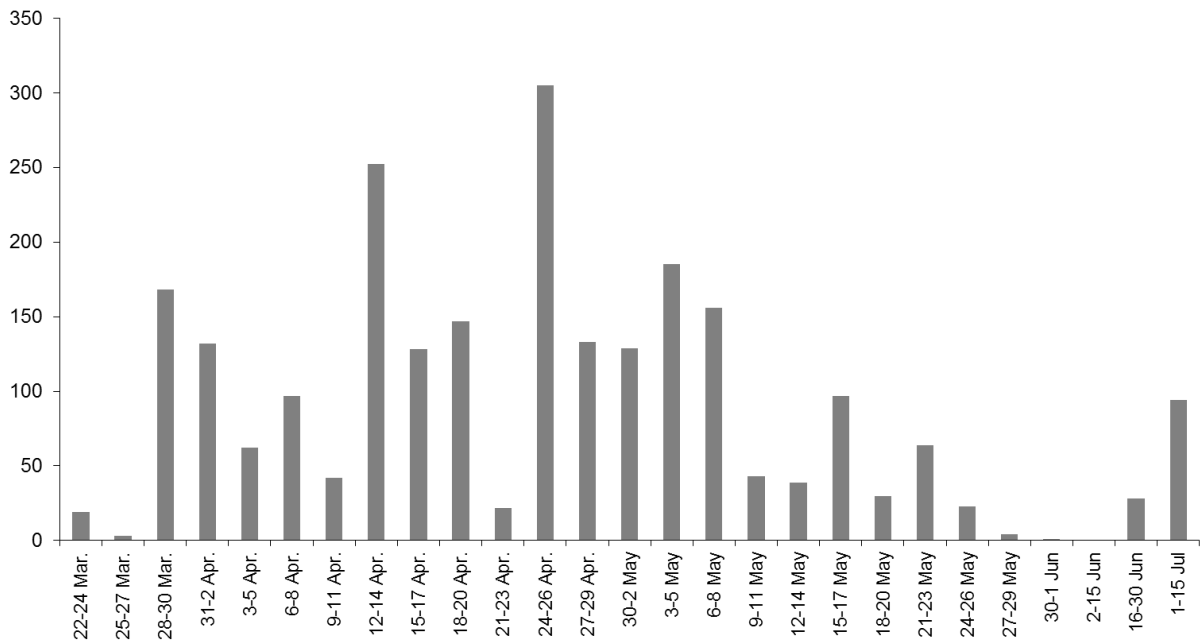


Figure 27. Counts of Marsh Sandpiper at Mai Po Inner Deep Bay Ramsar Site, spring 2014

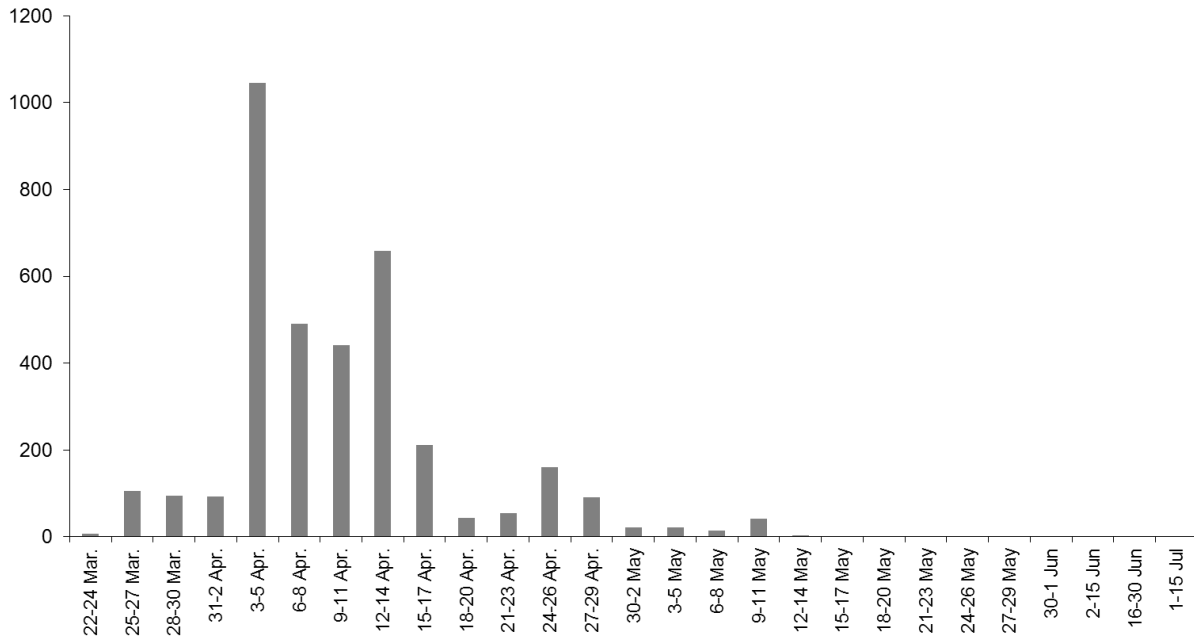


Figure 28. Counts of Common Greenshank at Mai Po Inner Deep Bay Ramsar Site, spring 2014

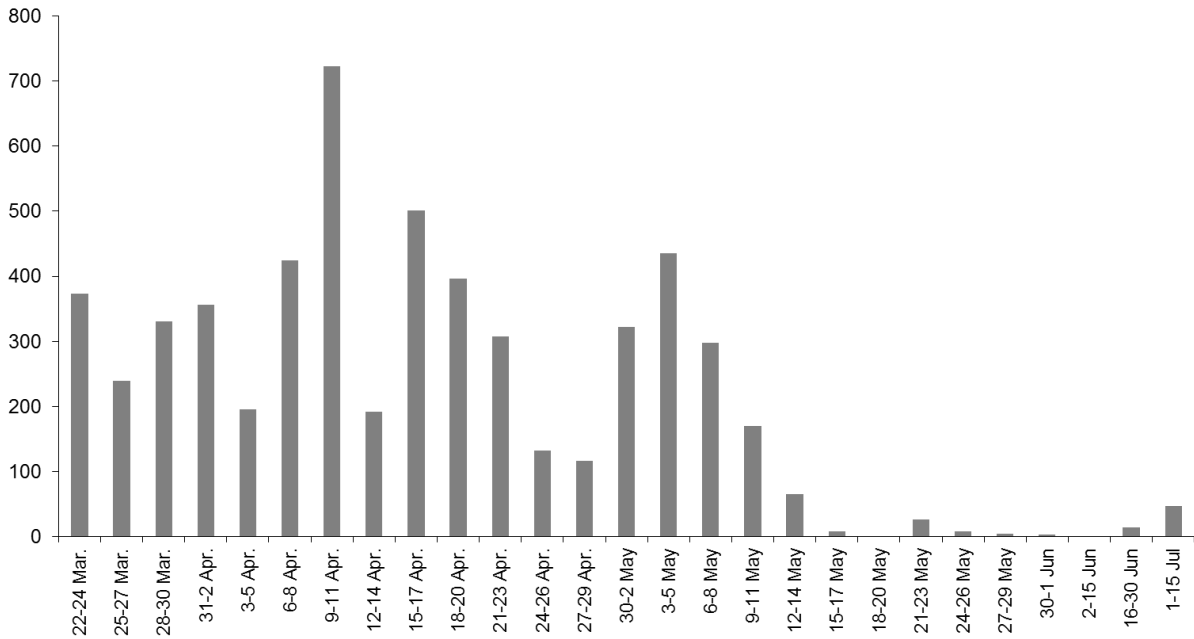


Figure 29. Counts of Terek Sandpiper at Mai Po Inner Deep Bay Ramsar Site, spring 2014

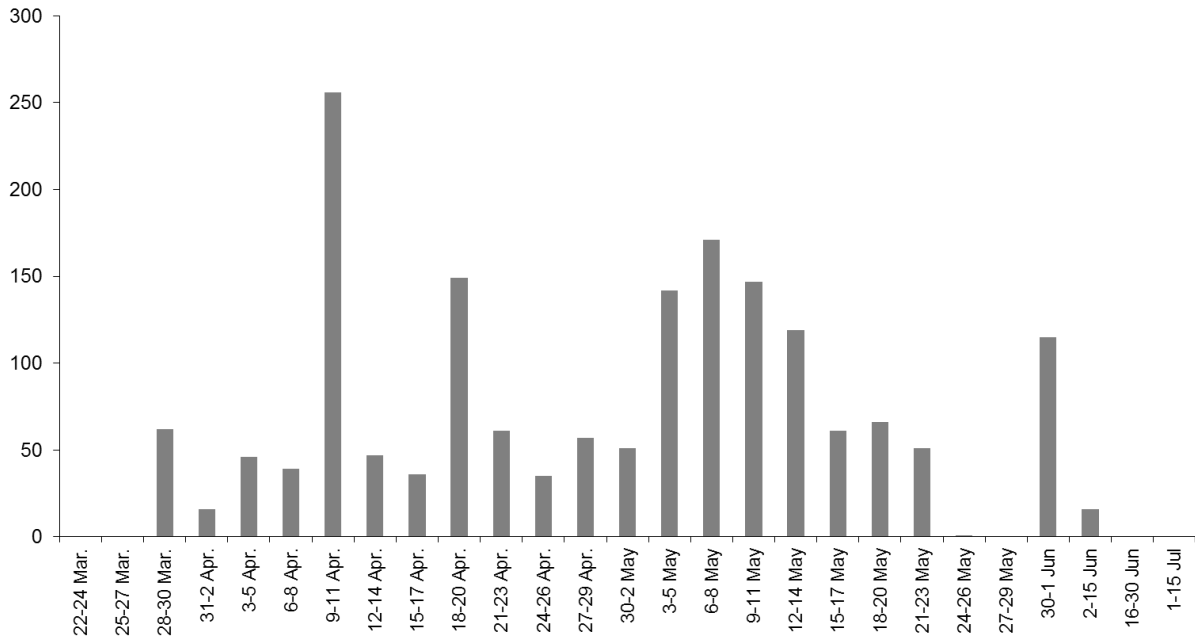


Figure 30. Counts of Grey-tailed Tattler at Mai Po Inner Deep Bay Ramsar Site, spring 2014

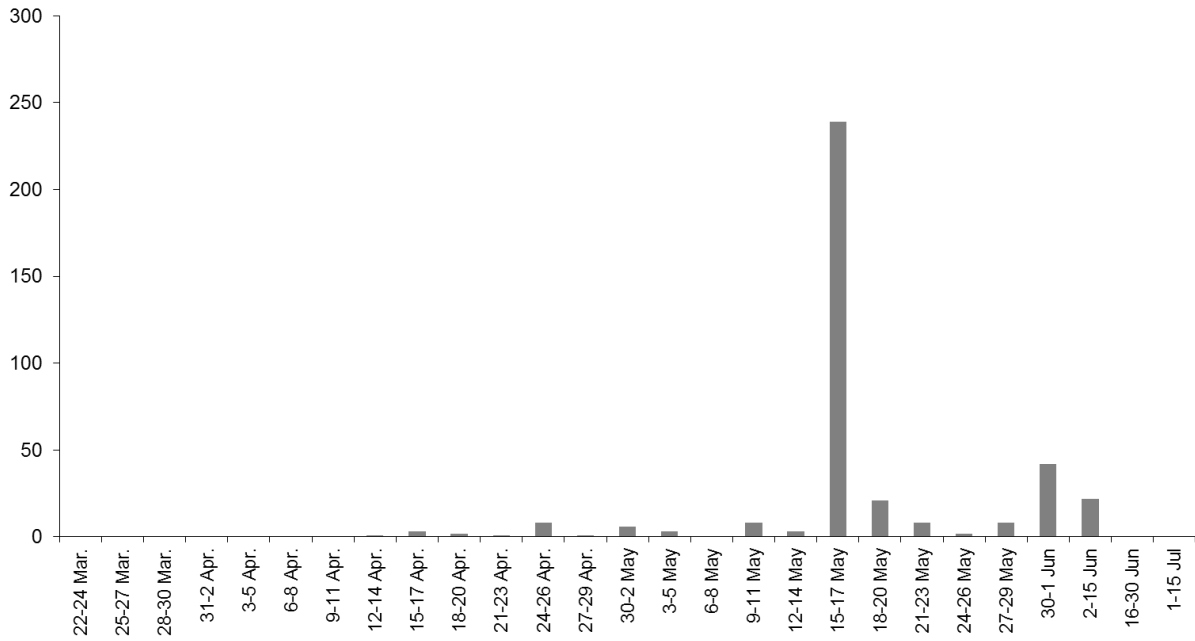


Figure 31. Counts of Ruddy Turnstone at Mai Po Inner Deep Bay Ramsar Site, spring 2014

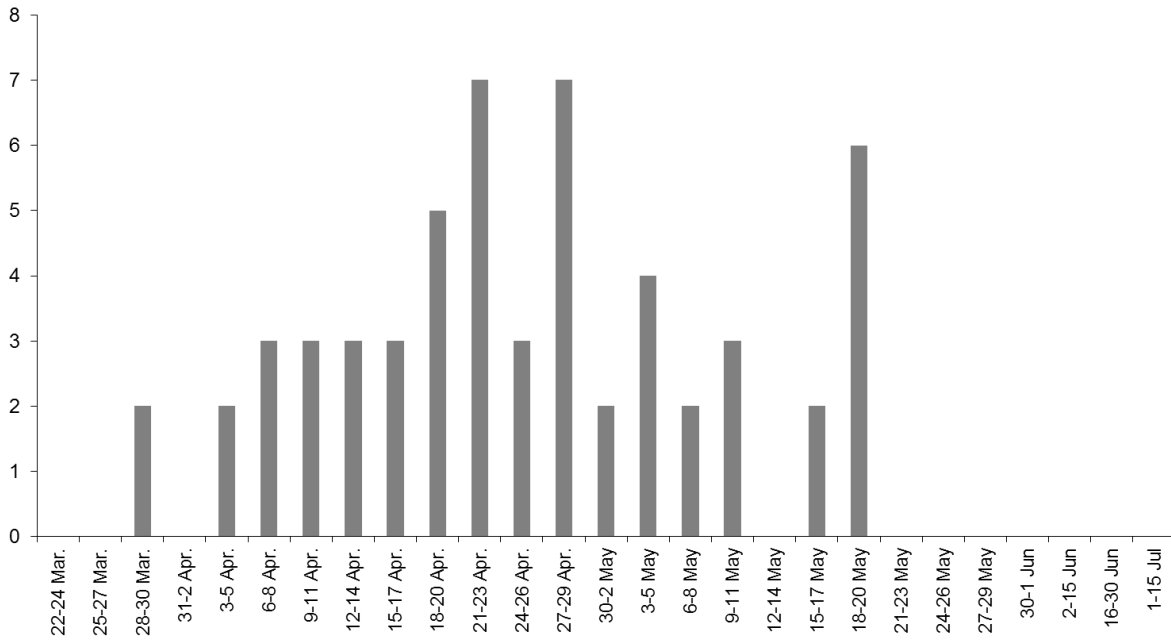


Figure 32. Counts of Asian Dowitcher at Mai Po Inner Deep Bay Ramsar Site, spring 2014

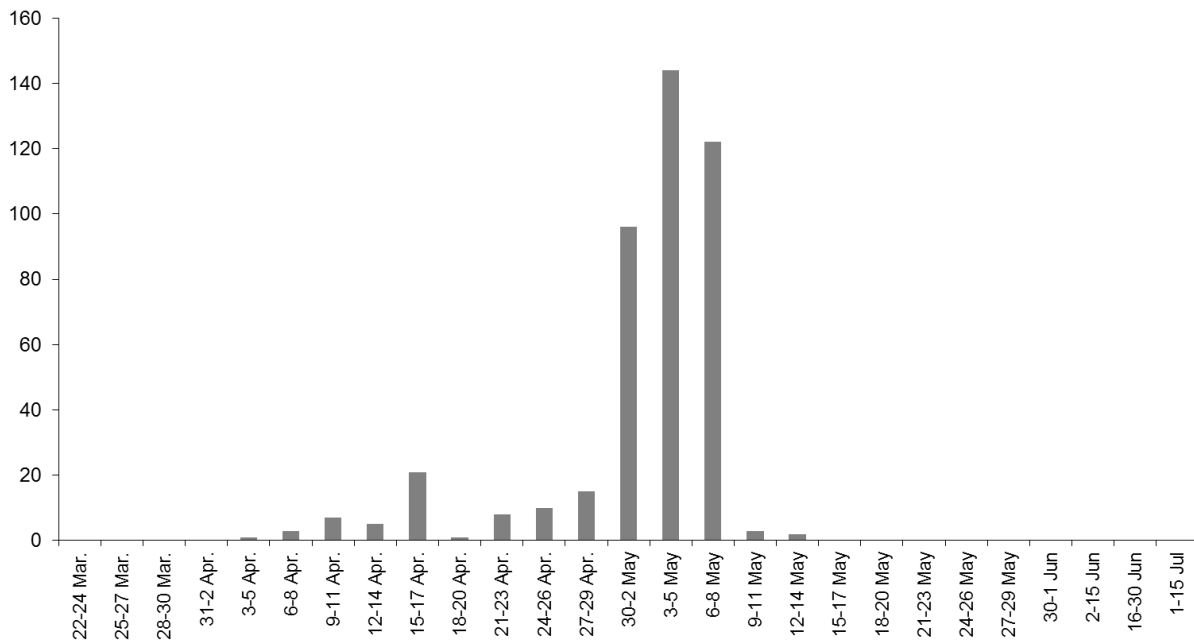


Figure 33. Counts of Red Knot at Mai Po Inner Deep Bay Ramsar Site, spring 2014

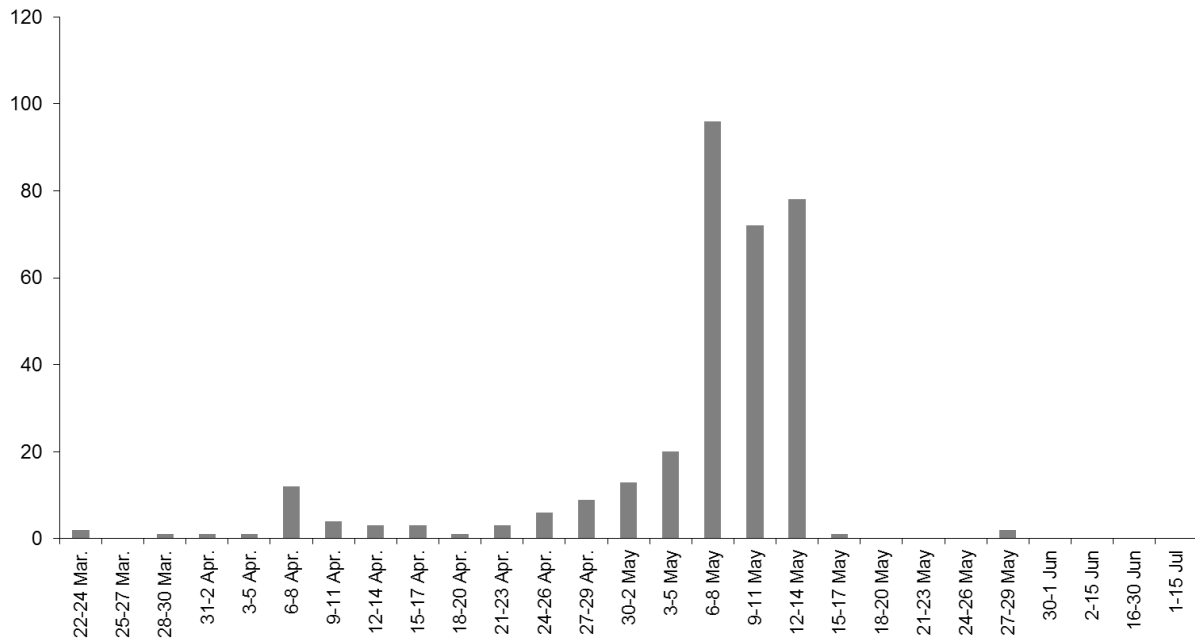


Figure 34. Counts of Great Knot at Mai Po Inner Deep Bay Ramsar Site, spring 2014

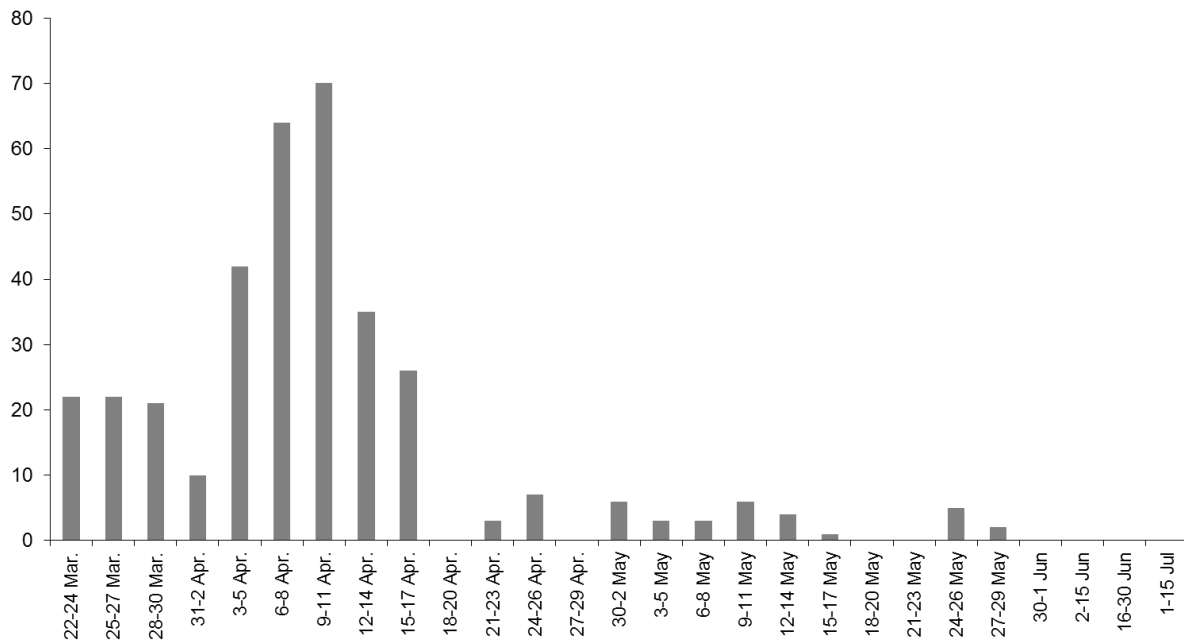


Figure 35. Counts of Red-necked Stint at Mai Po Inner Deep Bay Ramsar Site, spring 2014

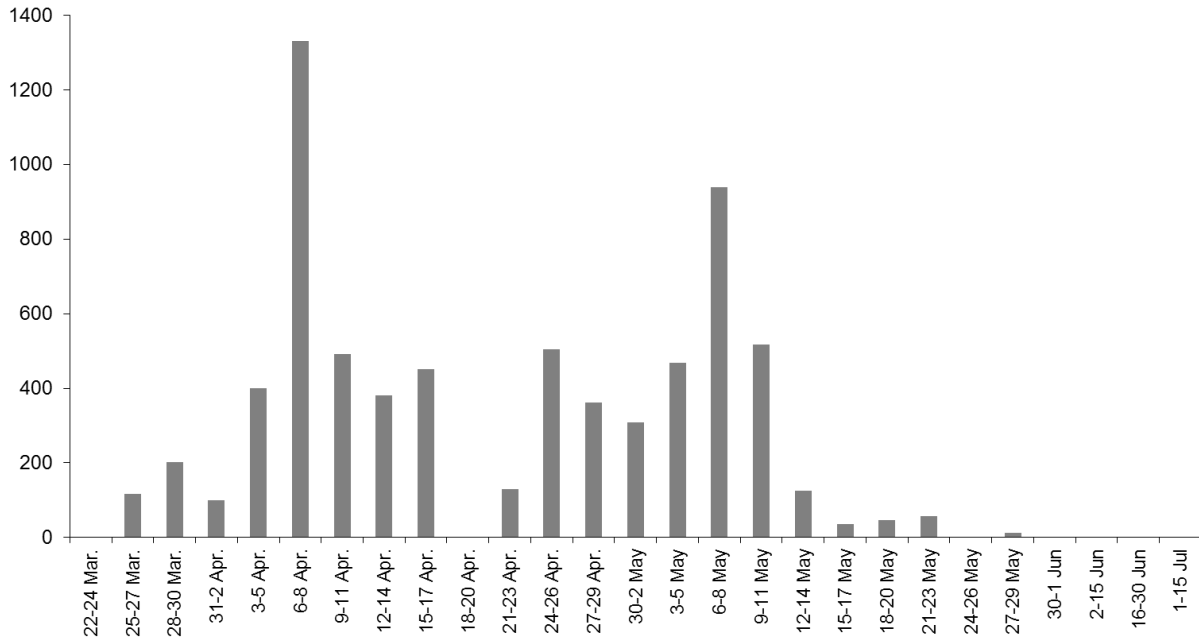


Figure 36. Counts of Sharp-tailed Sandpiper at Mai Po Inner Deep Bay Ramsar Site, spring 2014

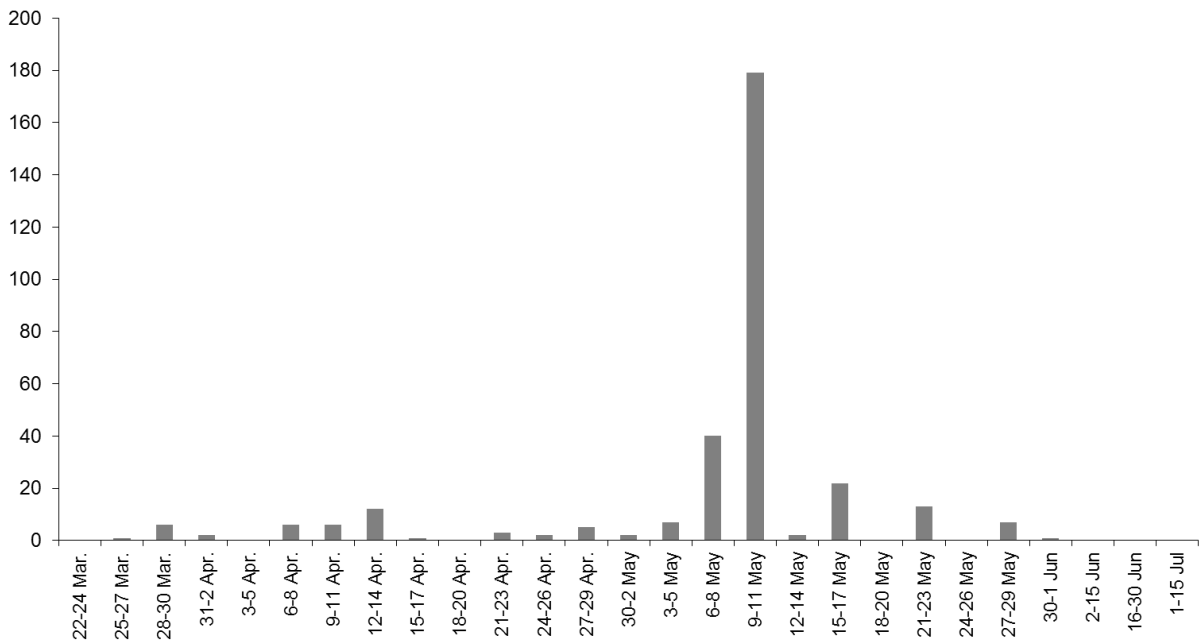


Figure 37. Counts of Curlew Sandpiper at Mai Po Inner Deep Bay Ramsar Site, spring 2014

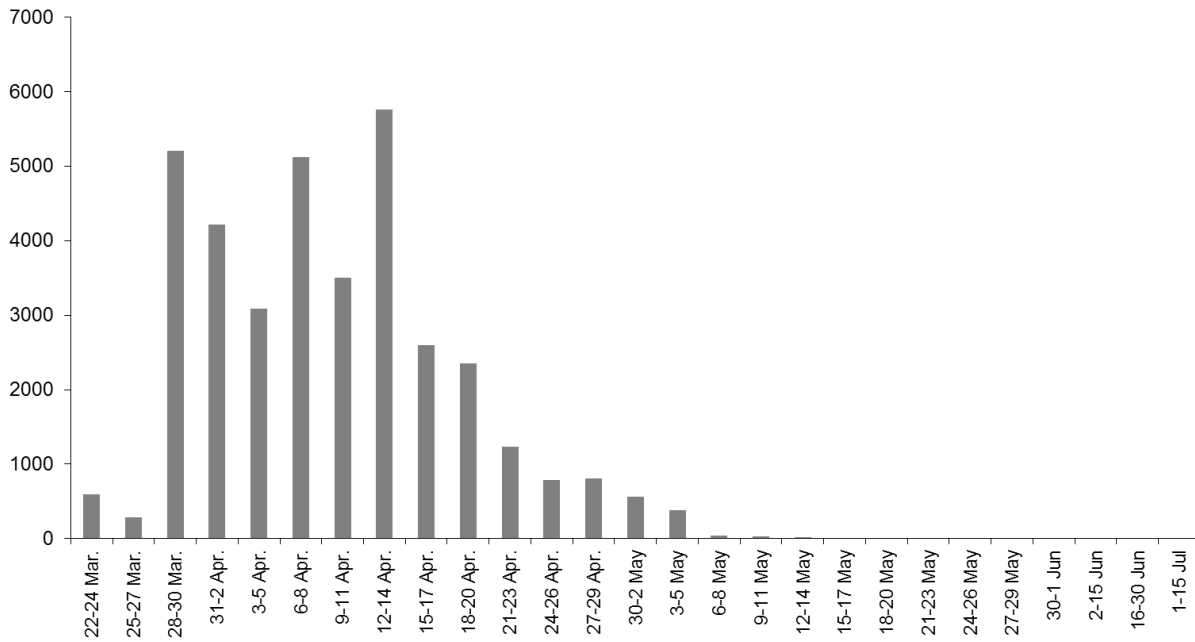
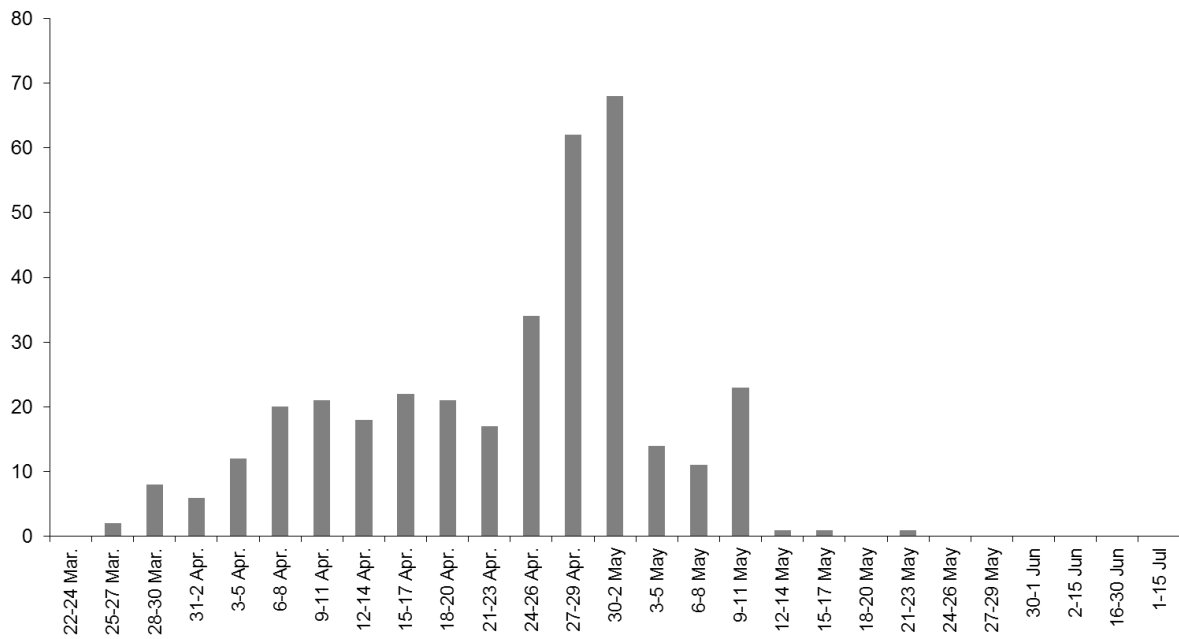


Figure 38. Counts of Broad-billed Sandpiper at Mai Po Inner Deep Bay Ramsar Site, spring 2014



**Mai Po Inner Deep Bay Ramsar Site
Waterbird Monitoring Programme 2013-14**

Shorebird Monitoring Report

Appendix 5

Sighting records of leg-flagged shorebirds in 2013-14.



The Hong Kong Bird Watching Society



Agriculture, Fisheries and Conservation Department

Sighting records of leg-flagged shorebirds in autumn 2013 and spring 2014.

Date	Observer	Species	Breeding plumage	Right Leg				Left Leg				Ringed Location
				Colour	Position	Colour	Position	Colour	Position	Colour	Position	
26-Jul-13	Ivan Tse	Common Greenshank	50	White	Above	Yellow	Below					Hong Kong, China
26-Jul-13	Ivan Tse	Common Redshank	100	White	Above	Yellow	Below					Hong Kong, China
26-Jul-13	Ivan Tse	Black-tailed Godwit	100	White	Above	Yellow	Below					Hong Kong, China
8-Aug-13	Richard Lewthwaite	Whimbrel	Not noted	White	Above	Yellow	Below					Hong Kong, China
8-Aug-13	Richard Lewthwaite	Common Redshank	Not noted	White	Above	Yellow	Below					Hong Kong, China
8-Aug-13	Richard Lewthwaite	Common Redshank	Not noted	White	Above	Yellow	Below					Hong Kong, China
8-Aug-13	Richard Lewthwaite	Common Redshank	Not noted	White	Above	Yellow	Below					Hong Kong, China
9-Aug-13	Richard Lewthwaite	Common Redshank	Not noted	White	Above	Yellow	Below					Hong Kong, China
9-Aug-13	Richard Lewthwaite	Common Redshank	Not noted	White	Above	Yellow	Below					Hong Kong, China
9-Aug-13	Richard Lewthwaite	Whimbrel	Not noted	White	Above	Yellow	Below					Hong Kong, China
12-Aug-13	Ivan Tse	Common Redshank	Not noted	White	Above	Yellow	Below					Hong Kong, China
12-Aug-13	Ivan Tse	Common Redshank	Not noted	White	Above	Yellow	Below					Hong Kong, China
12-Aug-13	Ivan Tse	Common Redshank	Not noted	White	Above	Yellow	Below					Hong Kong, China
12-Aug-13	Ivan Tse	Common Redshank	Not noted	White	Above	Yellow	Below					Hong Kong, China
12-Aug-13	Ivan Tse	Common Redshank	Not noted	White	Above	Yellow	Below					Hong Kong, China
12-Aug-13	Ivan Tse	Greater Sand Plover	Not noted	White	Above	Yellow	Below					Hong Kong, China
12-Aug-13	Ivan Tse	Greater Sand Plover	Not noted	White	Above	Yellow	Below					Hong Kong, China
12-Aug-13	Ivan Tse	Greater Sand Plover	Not noted	White	Above	Yellow	Below					Hong Kong, China
13-Aug-13	David Diskin	Grey-tailed Tattler	Not noted	Yellow	Above			Metal ring	Below			N Western Australia
22-Aug-13	Richard Lewthwaite	Common Greenshank	Not noted	White	Above	Yellow	Below					Hong Kong, China
22-Aug-13	Richard Lewthwaite	Terek Sandpiper	Not noted	White	Above	Yellow	Below					Hong Kong, China

Date	Observer	Species	Breeding plumage	Right Leg				Left Leg				Ringed Location
				Colour	Position	Colour	Position	Colour	Position	Colour	Position	
26-Aug-13	Ivan Tse	Common Redshank	Not noted	White	Above	Yellow	Below					Hong Kong, China
26-Aug-13	Ivan Tse	Whimbrel	Not noted	White	Above	Yellow	Below					Hong Kong, China
26-Aug-13	Ivan Tse	Grey-tailed Tattler	Not noted	White	Above	Yellow	Below					Hong Kong, China
26-Aug-13	Ivan Tse	Common Redshank	Not noted	White	Above	Yellow	Below					Hong Kong, China
26-Aug-13	Ivan Tse	Common Redshank	Not noted	White	Above	Yellow	Below					Hong Kong, China
26-Aug-13	Ivan Tse	Common Redshank	Not noted	White	Above	Yellow	Below					Hong Kong, China
26-Aug-13	Ivan Tse	Terek Sandpiper	Not noted	White	Above	Yellow	Below					Hong Kong, China
27-Aug-13	Richard Lewthwaite	Whimbrel	Not noted	White	Above	Yellow	Below					Hong Kong, China
27-Aug-13	Richard Lewthwaite	Common Redshank	Not noted	White	Above	Yellow	Below					Hong Kong, China
3-Sep-13	Richard Lewthwaite	Grey-tailed Tattler	Not noted	White	Above	Yellow	Below					Hong Kong, China
3-Sep-13	Richard Lewthwaite	Common Redshank	Not noted	White	Above	Yellow	Below					Hong Kong, China
5-Sep-13	Ivan Tse	Common Redshank	Not noted	White	Above	Yellow	Below					Hong Kong, China
5-Sep-13	Ivan Tse	Common Redshank	Not noted	White	Above	Yellow	Below					Hong Kong, China
5-Sep-13	Ivan Tse	Common Redshank	Not noted	White	Above	Yellow	Below					Hong Kong, China
5-Sep-13	Ivan Tse	Common Redshank	Not noted	White	Above	Yellow	Below					Hong Kong, China
5-Sep-13	Ivan Tse	Common Redshank	Not noted	White	Above	Yellow	Below					Hong Kong, China
5-Sep-13	Ivan Tse	Common Redshank	Not noted	White	Above	Yellow	Below					Hong Kong, China
5-Sep-13	Ivan Tse	Common Redshank	Not noted	White	Above	Yellow	Below					Hong Kong, China
5-Sep-13	Ivan Tse	Terek Sandpiper	Not noted	White	Above	Yellow	Below					Hong Kong, China
5-Sep-13	Ivan Tse	Grey Plover	Not noted	White	Above	Yellow	Below					Hong Kong, China
6-Sep-13	Richard Lewthwaite	Black-tailed Godwit	Not noted	White	Above	Yellow	Below					Hong Kong, China
6-Sep-13	Richard Lewthwaite	Black-tailed Godwit	Not noted	White	Above	Yellow	Below					Hong Kong, China
6-Sep-13	Richard Lewthwaite	Black-tailed Godwit	Not noted	White	Above	Yellow	Below					Hong Kong, China
6-Sep-13	Richard Lewthwaite	Common Redshank	Not noted	White	Above	Yellow	Below					Hong Kong, China

Date	Observer	Species	Breeding plumage	Right Leg				Left Leg				Ringed Location
				Colour	Position	Colour	Position	Colour	Position	Colour	Position	
6-Sep-13	Richard Lewthwaite	Common Redshank	Not noted	White	Above	Yellow	Below					Hong Kong, China
6-Sep-13	Richard Lewthwaite	Common Redshank	Not noted	White	Above	Yellow	Below					Hong Kong, China
6-Sep-13	Richard Lewthwaite	Common Redshank	Not noted	White	Above	Yellow	Below					Hong Kong, China
8-Sep-13	Raymond Ng	Common Greenshank	Not noted	White	Above	Yellow	Below					Hong Kong, China
9-Sep-13	Ivan Tse	Common Redshank	Not noted	White	Above	Yellow	Below					Hong Kong, China
9-Sep-13	Ivan Tse	Common Redshank	Not noted	White	Above	Yellow	Below					Hong Kong, China
9-Sep-13	Ivan Tse	Common Redshank	Not noted	White	Above	Yellow	Below					Hong Kong, China
9-Sep-13	Ivan Tse	Common Redshank	Not noted	White	Above	Yellow	Below					Hong Kong, China
9-Sep-13	Ivan Tse	Common Greenshank	Not noted	White	Above	Yellow	Below					Hong Kong, China
9-Sep-13	Ivan Tse	Common Greenshank	Not noted	White	Above	Yellow	Below					Hong Kong, China
9-Sep-13	Richard Lewthwaite	Common Redshank	Not noted	White	Above	Yellow	Below					Hong Kong, China
9-Sep-13	Richard Lewthwaite	Common Redshank	Not noted	White	Above	Yellow	Below					Hong Kong, China
18-Sep-13	Ivan Tse	Common Greenshank	Not noted	White	Above	Yellow	Below					Hong Kong, China
18-Sep-13	Ivan Tse	Common Greenshank	Not noted	White	Above	Yellow	Below					Hong Kong, China
18-Sep-13	Ivan Tse	Common Greenshank	Not noted	White	Above	Yellow	Below					Hong Kong, China
18-Sep-13	Ivan Tse	Common Greenshank	Not noted	White	Above	Yellow	Below					Hong Kong, China
18-Sep-13	Ivan Tse	Common Greenshank	Not noted	White	Above	Yellow	Below					Hong Kong, China
18-Sep-13	Ivan Tse	Common Greenshank	Not noted	White	Above	Yellow	Below					Hong Kong, China
18-Sep-13	Ivan Tse	Common Redshank	Not noted	White	Above	Yellow	Below					Hong Kong, China
18-Sep-13	Ivan Tse	Common Redshank	Not noted	White	Above	Yellow	Below					Hong Kong, China
18-Sep-13	Ivan Tse	Common Redshank	Not noted	White	Above	Yellow	Below					Hong Kong, China
18-Sep-13	Ivan Tse	Common Redshank	Not noted	White	Above	Yellow	Below					Hong Kong, China
18-Sep-13	Ivan Tse	Black-tailed Godwit	Not noted	White	Above	Yellow	Below					Hong Kong, China

Date	Observer	Species	Breeding plumage	Right Leg				Left Leg				Ringed Location
				Colour	Position	Colour	Position	Colour	Position	Colour	Position	
18-Sep-13	Ivan Tse	Black-tailed Godwit	Not noted	White	Above	Yellow	Below					Hong Kong, China
18-Sep-13	Ivan Tse	Black-tailed Godwit	Not noted	White	Above	Yellow	Below					Hong Kong, China
18-Sep-13	Ivan Tse	Black-tailed Godwit	Not noted	White	Above	Yellow	Below					Hong Kong, China
18-Sep-13	Ivan Tse	Black-tailed Godwit	Not noted	White	Above	Yellow	Below					Hong Kong, China
18-Sep-13	Ivan Tse	Black-tailed Godwit	Not noted	White	Above	Yellow	Below					Hong Kong, China
19-Sep-13	Richard Lewthwaite	Common Redshank	Not noted	White	Above	Yellow	Below					Hong Kong, China
20-Sep-13	David Diskin	Common Redshank	Not noted	White	Above	Yellow	Below					Hong Kong, China
20-Sep-13	Richard Lewthwaite	Black-tailed Godwit	Not noted	White	Above	Yellow	Below					Hong Kong, China
20-Sep-13	Richard Lewthwaite	Black-tailed Godwit	Not noted	White	Above	Yellow	Below					Hong Kong, China
20-Sep-13	Richard Lewthwaite	Black-tailed Godwit	Not noted	White	Above	Yellow	Below					Hong Kong, China
20-Sep-13	Richard Lewthwaite	Black-tailed Godwit	Not noted	White	Above	Yellow	Below					Hong Kong, China
20-Sep-13	Richard Lewthwaite	Common Greenshank	Not noted	White	Above	Yellow	Below					Hong Kong, China
20-Sep-13	Richard Lewthwaite	Marsh Sandpiper	Not noted	White	Above	Yellow	Below					Hong Kong, China
23-Sep-13	Ivan Tse	Black-tailed Godwit	Not noted	White	Above	Yellow	Below					Hong Kong, China
23-Sep-13	Ivan Tse	Black-tailed Godwit	Not noted	White	Above	Yellow	Below					Hong Kong, China
23-Sep-13	Ivan Tse	Common Greenshank	Not noted	White	Above	Yellow	Below					Hong Kong, China
23-Sep-13	Ivan Tse	Common Greenshank	Not noted	White	Above	Yellow	Below					Hong Kong, China
23-Sep-13	Ivan Tse	Marsh Sandpiper	Not noted	White	Above	Yellow	Below					Hong Kong, China
23-Sep-13	Ivan Tse	Marsh Sandpiper	Not noted	White	Above	Yellow	Below					Hong Kong, China
7-Oct-13	Ivan Tse	Black-tailed Godwit	Not noted	White	Above	Yellow	Below					Hong Kong, China
7-Oct-13	Ivan Tse	Black-tailed Godwit	Not noted	White	Above	Yellow	Below					Hong Kong, China
7-Oct-13	Ivan Tse	Black-tailed Godwit	Not noted	White	Above	Yellow	Below					Hong Kong, China
7-Oct-13	Ivan Tse	Black-tailed Godwit	Not noted	White	Above	Yellow	Below					Hong Kong, China

Date	Observer	Species	Breeding plumage	Right Leg				Left Leg				Ringed Location
				Colour	Position	Colour	Position	Colour	Position	Colour	Position	
7-Oct-13	Ivan Tse	Common Greenshank	Not noted	White	Above	Yellow	Below					Hong Kong, China
7-Oct-13	Ivan Tse	Common Greenshank	Not noted	White	Above	Yellow	Below					Hong Kong, China
7-Oct-13	Ivan Tse	Black-tailed Godwit	Not noted	White	Above	Yellow	Below					Hong Kong, China
7-Oct-13	Ivan Tse	Black-tailed Godwit	Not noted	Yellow	Above							N Western Australia
17-Oct-13	Ivan Tse	Common Redshank	Not noted	White	Above	Yellow	Below					Hong Kong, China
17-Oct-13	Ivan Tse	Common Redshank	Not noted	White	Above	Yellow	Below					Hong Kong, China
17-Oct-13	Ivan Tse	Common Redshank	Not noted	White	Above	Yellow	Below					Hong Kong, China
17-Oct-13	Ivan Tse	Black-tailed Godwit	Not noted	White	Above	Yellow	Below					Hong Kong, China
17-Oct-13	Ivan Tse	Black-tailed Godwit	Not noted	White	Above	Yellow	Below					Hong Kong, China
17-Oct-13	Ivan Tse	Black-tailed Godwit	Not noted	White	Above	Yellow	Below					Hong Kong, China
17-Oct-13	Ivan Tse	Black-tailed Godwit	Not noted	White	Above	Yellow	Below					Hong Kong, China
17-Oct-13	Ivan Tse	Black-tailed Godwit	Not noted	White	Above	Yellow	Below					Hong Kong, China
17-Oct-13	Ivan Tse	Black-tailed Godwit	Not noted	White	Above	Yellow	Below					Hong Kong, China
17-Oct-13	Ivan Tse	Black-tailed Godwit	Not noted	White	Above	Yellow	Below					Hong Kong, China
17-Oct-13	Ivan Tse	Common Greenshank	Not noted	White	Above	Yellow	Below					Hong Kong, China
20-Oct-13	Frankie Chan	Black-tailed Godwit	Not noted	White	Above	Yellow	Below					Hong Kong, China
20-Oct-13	John Holmes	Common Greenshank	Not noted	White	Above	Yellow	Below					Hong Kong, China
21-Oct-13	Ivan Tse	Common Redshank	Not noted	White	Above	Yellow	Below					Hong Kong, China
21-Oct-13	Ivan Tse	Common Redshank	Not noted	White	Above	Yellow	Below					Hong Kong, China
21-Oct-13	Ivan Tse	Common Redshank	Not noted	White	Above	Yellow	Below					Hong Kong, China
28-Oct-13	John Holmes	Common Redshank	Not noted	White	Above	Yellow	Below					Hong Kong, China
28-Oct-13	John Holmes	Terek Sandpiper	Not noted	White	Above	Yellow	Below					Hong Kong, China
2-Nov-13	Angela Wong	Marsh Sandpiper	Not noted					White	Above	Blue	Below	Taiwan, China

Date	Observer	Species	Breeding plumage	Right Leg				Left Leg				Ringed Location
				Colour	Position	Colour	Position	Colour	Position	Colour	Position	
3-Nov-13	John Holmes	Marsh Sandpiper	Not noted	White	Above	Yellow	Below					Hong Kong, China
3-Nov-13	John Holmes	Common Greenshank	Not noted	White	Above	Yellow	Below					Hong Kong, China
3-Nov-13	John Holmes	Marsh Sandpiper	Not noted	White	Above	Yellow	Below					Hong Kong, China
3-Nov-13	John Holmes	Marsh Sandpiper	Not noted	White	Above	Yellow	Below					Hong Kong, China
3-Nov-13	John Holmes	Common Redshank	Not noted	White	Above	Yellow	Below					Hong Kong, China
3-Nov-13	John Holmes	Common Redshank	Not noted	White	Above	Yellow	Below					Hong Kong, China
3-Nov-13	John Holmes	Marsh Sandpiper	Not noted	White	Above	Yellow	Below					Hong Kong, China
3-Nov-13	John Holmes	Black-tailed Godwit	Not noted	White	Above	Yellow	Below					Hong Kong, China
3-Nov-13	Wong Wai Ming	Marsh Sandpiper	Not noted	White	Above	Yellow	Below					Hong Kong, China
3-Nov-13	Wong Wai Ming	Marsh Sandpiper	Not noted	White	Above	Yellow	Below					Hong Kong, China
3-Nov-13	Wong Wai Ming	Marsh Sandpiper	Not noted	White	Above	Yellow	Below					Hong Kong, China
3-Nov-13	Wong Wai Ming	Marsh Sandpiper	Not noted	White	Above	Yellow	Below					Hong Kong, China
3-Nov-13	Frankie Chan	Black-tailed Godwit	Not noted	White	Above	Yellow	Below					Hong Kong, China
3-Nov-13	Frankie Chan	Black-tailed Godwit	Not noted	White	Above	Yellow	Below					Hong Kong, China
3-Nov-13	Frankie Chan	Black-tailed Godwit	Not noted	White	Above	Yellow	Below					Hong Kong, China
3-Nov-13	Frankie Chan	Black-tailed Godwit	Not noted	White	Above	Yellow	Below					Hong Kong, China
3-Nov-13	Frankie Chan	Black-tailed Godwit	Not noted	White	Above	Yellow	Below					Hong Kong, China
3-Nov-13	Frankie Chan	Black-tailed Godwit	Not noted	White	Above	Yellow	Below					Hong Kong, China
3-Nov-13	Frankie Chan	Black-tailed Godwit	Not noted	White	Above	Yellow	Below					Hong Kong, China
3-Nov-13	Frankie Chan	Common Greenshank	Not noted	White	Above	Yellow	Below					Hong Kong, China
3-Nov-13	Frankie Chan	Common Redshank	Not noted	White	Above	Yellow	Below					Hong Kong, China
3-Nov-13	Angela Wong	Marsh Sandpiper	Not noted					White	Above	Blue	Below	Taiwan, China
16-Nov-13	Ivan Tse	Kentish Plover	Not noted	White	Above	Yellow	Below					Hong Kong, China

Date	Observer	Species	Breeding plumage	Right Leg				Left Leg				Ringed Location
				Colour	Position	Colour	Position	Colour	Position	Colour	Position	
16-Nov-13	Ivan Tse	Common Greenshank	Not noted	White	Above	Yellow	Below					Hong Kong, China
16-Nov-13	Ivan Tse	Common Greenshank	Not noted	White	Above	Yellow	Below					Hong Kong, China
16-Nov-13	Ivan Tse	Grey Plover	Not noted	White	Above	Yellow	Below					Hong Kong, China
16-Nov-13	Ivan Tse	Grey Plover	Not noted	White	Above	Yellow	Below					Hong Kong, China
16-Nov-13	Ivan Tse	Grey Plover	Not noted	White	Above	Yellow	Below					Hong Kong, China
16-Nov-13	Ivan Tse	Grey Plover	Not noted	White	Above	Yellow	Below					Hong Kong, China
16-Nov-13	Ivan Tse	Great Knot	Not noted	White	Above	Yellow	Below					Hong Kong, China
16-Nov-13	Ivan Tse	Dunlin	Not noted	White	Above	Yellow	Below					Hong Kong, China
19-Nov-13	Richard Lewthwaite	Grey Plover	Not noted	White	Above	Yellow	Below					Hong Kong, China
19-Nov-13	Richard Lewthwaite	Grey Plover	Not noted	White	Above	Yellow	Below					Hong Kong, China
19-Nov-13	Richard Lewthwaite	Grey Plover	Not noted	White	Above	Yellow	Below					Hong Kong, China
19-Nov-13	Richard Lewthwaite	Grey Plover	Not noted	White	Above	Yellow	Below					Hong Kong, China
19-Nov-13	Richard Lewthwaite	Great Knot	Not noted	White	Above	Yellow	Below					Hong Kong, China
26-Nov-13	Ruy Barretto	Grey Plover	Not noted	White	Above	Yellow	Below					Hong Kong, China
21-Dec-13	Wong Hok Sze	Common Redshank	Not noted	White	Above	Yellow	Below					Hong Kong, China
19-Jan-14	YYT	Eurasian Curlew	Not noted	White	Above	Yellow	Below					Hong Kong, China
22-Jan-14	Chau Sau Yu	Marsh Sandpiper	Not noted	White	Above	Yellow	Below					Hong Kong, China
23-Jan-14	Richard Lewthwaite	Wood Sandpiper	Not noted	White	Above	Yellow	Below					Hong Kong, China
24-Jan-14	Richard Lewthwaite	Eurasian Curlew	Not noted	White	Above	Yellow	Below					Hong Kong, China
24-Jan-14	Richard Lewthwaite	Pacific Golden Plover	Not noted	White	Above	Yellow	Below					Hong Kong, China
24-Jan-14	Ray Tipper	Pacific Golden Plover	Not noted	White	Above	Yellow	Below					Hong Kong, China
4-Feb-14	Chau Sau Yu	Eurasian Curlew	Not noted	White	Above	Yellow	Below					Hong Kong, China
12-Feb-14	Cheng Nok Ming	Common Greenshank	Not noted	White	Above	Yellow	Below					Hong Kong, China

Date	Observer	Species	Breeding plumage	Right Leg				Left Leg				Ringed Location
				Colour	Position	Colour	Position	Colour	Position	Colour	Position	
18-Feb-14	Chau Sau Yu	Eurasian Curlew	Not noted	White	Above	Yellow	Below					Hong Kong, China
23-Feb-14	Chau Sau Yu	Eurasian Curlew	Not noted	White	Above	Yellow	Below					Hong Kong, China
1-Mar-14	Chan Kai Cheong	Pied Avocet	Not noted	White	Above	Yellow	Below					Hong Kong, China
7-Mar-14	Richard Lewthwaite	Eurasian Curlew	Not noted	White	Above	Yellow	Below					Hong Kong, China
7-Mar-14	Richard Lewthwaite	Eurasian Curlew	Not noted	White	Above	Yellow	Below					Hong Kong, China
7-Mar-14	Richard Lewthwaite	Grey Plover	Not noted	White	Above	Yellow	Below					Hong Kong, China
8-Mar-14	Talbot Graham	Eurasian Curlew	Not noted	White	Above	Yellow	Below					Hong Kong, China
8-Mar-14	Talbot Graham	Common Greenshank	Not noted	White	Above	Yellow	Below					Hong Kong, China
8-Mar-14	Chan Siu Fung	Eurasian Curlew	Not noted	White	Above	Yellow	Below					Hong Kong, China
8-Mar-14	Chan Siu Fung	Grey Plover	Not noted	White	Above	Yellow	Below					Hong Kong, China
10-Mar-14	Ho Ching Yuen	Common Greenshank	Not noted	White	Above	Yellow	Below					Hong Kong, China
20-Mar-14	Ho Ching Yuen	Pied Avocet	Not noted	White	Above	Yellow	Below					Hong Kong, China
25-Mar-14	Ivan Tse	Eurasian Curlew	Not noted	White	Above	Yellow	Below					Hong Kong, China
25-Mar-14	Ivan Tse	Eurasian Curlew	Not noted	White	Above	Yellow	Below					Hong Kong, China
25-Mar-14	Ivan Tse	Greater Sand Plover	Not noted	White	Above							Unknown
30-Mar-14	Cheng Nok Ming	Common Greenshank	Not noted	White	Above	Yellow	Below					Hong Kong, China
30-Mar-14	Cheng Nok Ming	Common Greenshank	Not noted	White	Above	Yellow	Below					Hong Kong, China
30-Mar-14	Ivan Tse	Curlew Sandpiper	Not noted	White	Above	Yellow	Below					Hong Kong, China
30-Mar-14	Ivan Tse	Curlew Sandpiper	Not noted	White	Above	Yellow	Below					Hong Kong, China
30-Mar-14	Ivan Tse	Curlew Sandpiper	Not noted	White	Above	Yellow	Below					Hong Kong, China
30-Mar-14	Ivan Tse	Curlew Sandpiper	Not noted	White	Above	Yellow	Below					Hong Kong, China
30-Mar-14	Ivan Tse	Curlew Sandpiper	Not noted	White	Above	Yellow	Below					Hong Kong, China
30-Mar-14	Ivan Tse	Curlew Sandpiper	Not noted	White	Above	Yellow	Below					Hong Kong, China

Date	Observer	Species	Breeding plumage	Right Leg				Left Leg				Ringed Location
				Colour	Position	Colour	Position	Colour	Position	Colour	Position	
30-Mar-14	Ivan Tse	Curlew Sandpiper	Not noted	White	Above	Yellow	Below					Hong Kong, China
30-Mar-14	Ivan Tse	Curlew Sandpiper	Not noted	White	Above	Yellow	Below					Hong Kong, China
30-Mar-14	Ivan Tse	Eurasian Curlew	Not noted	White	Above	Yellow	Below					Hong Kong, China
30-Mar-14	Ivan Tse	Greater Sand Plover	Not noted	White	Above	Yellow	Below					Hong Kong, China
30-Mar-14	Ivan Tse	Greater Sand Plover	Not noted	White	Above	Yellow	Below					Hong Kong, China
30-Mar-14	Ho Ching Yuen	Pied Avocet	Not noted	White	Above	Yellow	Below					Hong Kong, China
31-Mar-14	David Diskin	Greater Sand Plover	Not noted	White	Above	Blue	Below					Taiwan, China
31-Mar-14	Richard Lewthwaite	Greater Sand Plover	Not noted	White	Above	Blue	Below					Taiwan, China
1-Apr-14	Ivan Tse	Common Redshank	Not noted	White	Above	Yellow	Below					Hong Kong, China
1-Apr-14	Ivan Tse	Black-tailed Godwit	Not noted	White	Above	Yellow	Below					Hong Kong, China
1-Apr-14	Ivan Tse	Black-tailed Godwit	Not noted	White	Above	Yellow	Below					Hong Kong, China
1-Apr-14	Ying Hak King	Curlew Sandpiper	Not noted	White	Above	Yellow	Below					Hong Kong, China
1-Apr-14	Ying Hak King	Curlew Sandpiper	Not noted	White	Above	Yellow	Below					Hong Kong, China
1-Apr-14	Ying Hak King	Curlew Sandpiper	Not noted	White	Above	Yellow	Below					Hong Kong, China
1-Apr-14	Ying Hak King	Curlew Sandpiper	Not noted	White	Above	Yellow	Below					Hong Kong, China
1-Apr-14	Ying Hak King	Curlew Sandpiper	Not noted	White	Above	Yellow	Below					Hong Kong, China
1-Apr-14	Ying Hak King	Curlew Sandpiper	Not noted	White	Above	Yellow	Below					Hong Kong, China
1-Apr-14	Richard Lewthwaite	Curlew Sandpiper	Not noted	White	Above	Yellow	Below					Hong Kong, China
1-Apr-14	Richard Lewthwaite	Curlew Sandpiper	Not noted	White	Above	Yellow	Below					Hong Kong, China
1-Apr-14	Richard Lewthwaite	Terek Sandpiper	Not noted	White	Above	Yellow	Below					Hong Kong, China
1-Apr-14	Richard Lewthwaite	Terek Sandpiper	Not noted	White	Above	Yellow	Below					Hong Kong, China
1-Apr-14	Richard Lewthwaite	Terek Sandpiper	Not noted	White	Above	Yellow	Below					Hong Kong, China
2-Apr-14	Cheng Nok Ming	Marsh Sandpiper	Not noted	White	Above	Yellow	Below					Hong Kong, China

Date	Observer	Species	Breeding plumage	Right Leg				Left Leg				Ringed Location
				Colour	Position	Colour	Position	Colour	Position	Colour	Position	
2-Apr-14	Richard Lewthwaite	Greater Sand Plover	Not noted	White	Above	Blue	Below					Taiwan, China
2-Apr-14	Richard Lewthwaite	Black-tailed Godwit	Not noted	White	Above	Yellow	Below					Hong Kong, China
2-Apr-14	Richard Lewthwaite	Eurasian Curlew	Not noted	White	Above	Yellow	Below					Hong Kong, China
2-Apr-14	Richard Lewthwaite	Broad-billed Sandpiper	Not noted	White	Above	Yellow	Below					Hong Kong, China
2-Apr-14	Richard Lewthwaite	Great Knot	Not noted	Yellow	Above							N Western Australia
2-Apr-14	Richard Lewthwaite	Greater Sand Plover	Not noted	Yellow	Above							N Western Australia
2-Apr-14	Richard Lewthwaite	Eurasian Curlew	Not noted	White	Above	Yellow	Below					Hong Kong, China
2-Apr-14	Richard Lewthwaite	Greater Sand Plover	Not noted	Yellow	Above							N Western Australia
2-Apr-14	Richard Lewthwaite	Common Redshank	Not noted	White	Above	Yellow	Below					Hong Kong, China
3-Apr-14	Richard Lewthwaite	Red-necked Stint	Not noted	Orange	Above							Victoria, Australia
3-Apr-14	Richard Lewthwaite	Marsh Sandpiper	Not noted	White	Above	Yellow	Below					Hong Kong, China
3-Apr-14	Richard Lewthwaite	Marsh Sandpiper	Not noted	White	Above	Yellow	Below					Hong Kong, China
3-Apr-14	Richard Lewthwaite	Marsh Sandpiper	Not noted	White	Above	Yellow	Below					Hong Kong, China
3-Apr-14	Richard Lewthwaite	Curlew Sandpiper	Not noted	White	Above	Yellow	Below					Hong Kong, China
3-Apr-14	Richard Lewthwaite	Eurasian Curlew	Not noted	White	Above	Yellow	Below					Hong Kong, China
4-Apr-14	Richard Lewthwaite	Great Knot	Not noted	Yellow	Above							N Western Australia
4-Apr-14	Richard Lewthwaite	Curlew Sandpiper	Not noted	Orange	Above							Victoria, Australia
4-Apr-14	Richard Lewthwaite	Common Redshank	Not noted	White	Above	Yellow	Below					Hong Kong, China
4-Apr-14	Richard Lewthwaite	Common Redshank	Not noted	White	Above	Yellow	Below					Hong Kong, China
4-Apr-14	Richard Lewthwaite	Marsh Sandpiper	Not noted	White	Above	Yellow	Below					Hong Kong, China
4-Apr-14	Richard Lewthwaite	Greater Sand Plover	Not noted	Yellow	Above							N Western Australia
5-Apr-14	John Holmes	Great Knot	Not noted	Yellow	Above							N Western Australia
5-Apr-14	Lok Ching Wa	Curlew Sandpiper	100	Yellow	Above							N Western Australia

Date	Observer	Species	Breeding plumage	Right Leg				Left Leg				Ringed Location
				Colour	Position	Colour	Position	Colour	Position	Colour	Position	
5-Apr-14	Lok Ching Wa	Great Knot	75	Yellow	Above							N Western Australia
5-Apr-14	Lok Ching Wa	Curlew Sandpiper	0	White	Above	Yellow	Below					Hong Kong, China
5-Apr-14	Ho Ching Yuen	Marsh Sandpiper	Not noted	White	Above	Yellow	Below					Hong Kong, China
5-Apr-14	Ho Ching Yuen	Great Knot	Not noted	Yellow	Above							N Western Australia
6-Apr-14	Ying Hak King	Black-tailed Godwit	Not noted	White	Above	Yellow	Below					Hong Kong, China
6-Apr-14	Ying Hak King	Black-tailed Godwit	Not noted	White	Above	Yellow	Below					Hong Kong, China
6-Apr-14	Ying Hak King	Black-tailed Godwit	Not noted	White	Above	Yellow	Below					Hong Kong, China
6-Apr-14	Ying Hak King	Curlew Sandpiper	Not noted	White	Above	Yellow	Below					Hong Kong, China
6-Apr-14	Ying Hak King	Pied Avocet	Not noted	White	Above	Yellow	Below					Hong Kong, China
6-Apr-14	Ying Hak King	Great Knot	Not noted	Yellow	Above							N Western Australia
7-Apr-14	John Holmes	Great Knot	Not noted	Yellow	Above							N Western Australia
7-Apr-14	John Holmes	Great Knot	Not noted	Yellow	Above							N Western Australia
7-Apr-14	John Holmes	Great Knot	Not noted	Yellow	Above							N Western Australia
7-Apr-14	John Holmes	Greater Sand Plover	Not noted	White	Above	Yellow	Below					Hong Kong, China
8-Apr-14	Ivan Tse	Curlew Sandpiper	100	White	Above	Yellow	Below					Hong Kong, China
8-Apr-14	Ivan Tse	Curlew Sandpiper	50	Yellow	Above							N Western Australia
8-Apr-14	Ivan Tse	Curlew Sandpiper	75	Yellow	Above							N Western Australia
8-Apr-14	Ivan Tse	Curlew Sandpiper	25	Yellow	Above							N Western Australia
8-Apr-14	Ivan Tse	Curlew Sandpiper	100	White	Above	Yellow	Below					Hong Kong, China
8-Apr-14	Ivan Tse	Curlew Sandpiper	50	Yellow	Above							N Western Australia
8-Apr-14	Ivan Tse	Curlew Sandpiper	50	White	Above	Yellow	Below					Hong Kong, China
8-Apr-14	Lok Ching Wa	Common Greenshank	25	White	Above	Yellow	Below					Hong Kong, China
13-Apr-14	Ivan Tse	Red-necked Stint	0	Yellow	Above	White	Below					Sakhalin Island, Russia

Date	Observer	Species	Breeding plumage	Right Leg				Left Leg				Ringed Location
				Colour	Position	Colour	Position	Colour	Position	Colour	Position	
13-Apr-14	Ivan Tse	Red-necked Stint	25	Yellow	Above							N Western Australia
13-Apr-14	Ivan Tse	Curlew Sandpiper	50	Yellow	Above							N Western Australia
13-Apr-14	Ivan Tse	Curlew Sandpiper	25	Yellow	Above							N Western Australia
13-Apr-14	Ivan Tse	Curlew Sandpiper	50	Yellow	Above							N Western Australia
13-Apr-14	Ivan Tse	Red Knot	25	White	Above							North Island, New Zealand
14-Apr-14	Ivan Tse	Red-necked Stint	25	Yellow	Above	White	Below					Sakhalin Island, Russia
14-Apr-14	Ivan Tse	Red-necked Stint	25	Yellow	Above							N Western Australia
14-Apr-14	Ivan Tse	Curlew Sandpiper	50	Orange	Above							Victoria, Australia
14-Apr-14	Ivan Tse	Curlew Sandpiper	50	Yellow	Above							N Western Australia
16-Apr-14	Richard Lewthwaite	Common Greenshank	25	White	Above	Yellow	Below					Hong Kong, China
16-Apr-14	Lok Ching Wa	Curlew Sandpiper	100	White	Above	Yellow	Below					Hong Kong, China
17-Apr-14	Ivan Tse	Curlew Sandpiper	50	Blue	Above	White	Below					Tokyo Bay, Japan
17-Apr-14	Ivan Tse	Greater Sand Plover	75	Yellow	Above							N Western Australia
17-Apr-14	Ivan Tse	Pied Avocet	Not noted	White	Above	Yellow	Below					Hong Kong, China
19-Apr-14	Lok Ching Wa	Terek Sandpiper	Not noted	White	Above	Yellow	Below					Hong Kong, China
21-Apr-14	Richard Lewthwaite	Red-necked Stint	25	Orange	Above							Victoria, Australia
21-Apr-14	Richard Lewthwaite	Red-necked Stint	Not noted	Orange	Above							Victoria, Australia
21-Apr-14	Richard Lewthwaite	Curlew Sandpiper	Not noted	Yellow	Above							N Western Australia
21-Apr-14	Richard Lewthwaite	Red-necked Stint	Not noted	Yellow	Above							N Western Australia
21-Apr-14	John Holmes	Curlew Sandpiper	Not noted	Orange	Above							Victoria, Australia
21-Apr-14	John Holmes	Grey-tailed Tattler	Not noted	White	Above	Yellow	Below					Hong Kong, China
21-Apr-14	John Holmes	Curlew Sandpiper	Not noted	White	Above	Yellow	Below					Hong Kong, China

Date	Observer	Species	Breeding plumage	Right Leg				Left Leg				Ringed Location
				Colour	Position	Colour	Position	Colour	Position	Colour	Position	
21-Apr-14	John Holmes	Curlew Sandpiper	Not noted	White	Above	Yellow	Below					Hong Kong, China
21-Apr-14	John Holmes	Common Greenshank	Not noted	White	Above	Yellow	Below					Hong Kong, China
21-Apr-14	Ho Ching Yuen	Pied Avocet	Not noted	White	Above	Yellow	Below					Hong Kong, China
23-Apr-14	Richard Lewthwaite	Curlew Sandpiper	Not noted	Yellow	Above							N Western Australia
23-Apr-14	Richard Lewthwaite	Curlew Sandpiper	Not noted	Yellow	Above							N Western Australia
23-Apr-14	Richard Lewthwaite	Curlew Sandpiper	Not noted	Orange	Above							Victoria, Australia
23-Apr-14	Richard Lewthwaite	Red-necked Stint	Not noted	Orange	Above	Yellow	Below					South Australia, Australia
23-Apr-14	Richard Lewthwaite	Black-tailed Godwit	Not noted	White	Above	Yellow	Below					Hong Kong, China
23-Apr-14	Richard Lewthwaite	Black-tailed Godwit	Not noted	White	Above	Yellow	Below					Hong Kong, China
23-Apr-14	Richard Lewthwaite	Common Greenshank	Not noted	White	Above	Yellow	Below					Hong Kong, China
23-Apr-14	Richard Lewthwaite	Common Greenshank	Not noted	White	Above	Yellow	Below					Hong Kong, China
23-Apr-14	Richard Lewthwaite	Marsh Sandpiper	Not noted	White	Above	Yellow	Below					Hong Kong, China
23-Apr-14	Richard Lewthwaite	Curlew Sandpiper	Not noted	White	Above	Yellow	Below					Hong Kong, China
23-Apr-14	Richard Lewthwaite	Curlew Sandpiper	Not noted	White	Above	Yellow	Below					Hong Kong, China
23-Apr-14	Richard Lewthwaite	Curlew Sandpiper	Not noted	White	Above	Yellow	Below					Hong Kong, China
23-Apr-14	John Holmes	Curlew Sandpiper	Not noted	White	Above	Yellow	Below					Hong Kong, China
23-Apr-14	John Holmes	Curlew Sandpiper	Not noted	White	Above	Yellow	Below					Hong Kong, China
24-Apr-14	John Holmes	Red-necked Stint	Not noted	Yellow	Above							N Western Australia
24-Apr-14	John Holmes	Red-necked Stint	Not noted	Orange	Above							Victoria, Australia
24-Apr-14	John Holmes	Red-necked Stint	Not noted	Yellow	Above	Orange	Below					SW Western Australia
25-Apr-14	Ivan Tse	Red-necked Stint	50	Yellow	Above							N Western Australia
25-Apr-14	Ivan Tse	Red-necked Stint	25	Yellow	Above	Orange	Below					SW Western Australia

Date	Observer	Species	Breeding plumage	Right Leg				Left Leg				Ringed Location
				Colour	Position	Colour	Position	Colour	Position	Colour	Position	
25-Apr-14	Ivan Tse	Curlew Sandpiper	75	Yellow	Above							N Western Australia
25-Apr-14	Ivan Tse	Curlew Sandpiper	75	Yellow	Above							N Western Australia
25-Apr-14	Ivan Tse	Curlew Sandpiper	75	Yellow	Above							N Western Australia
25-Apr-14	Ivan Tse	Curlew Sandpiper	75	White	Above	Yellow	Below					Hong Kong, China
25-Apr-14	Ivan Tse	Curlew Sandpiper	75	White	Above	Yellow	Below					Hong Kong, China
25-Apr-14	Ivan Tse	Curlew Sandpiper	100	Yellow	Above	Orange	Below					SW Western Australia
25-Apr-14	Ivan Tse	Marsh Sandpiper	Not noted	White	Above	Yellow	Below					Hong Kong, China
25-Apr-14	Ivan Tse	Curlew Sandpiper	50	Yellow	Above							N Western Australia
25-Apr-14	Ivan Tse	Curlew Sandpiper	100	Yellow	Above							N Western Australia
25-Apr-14	Ivan Tse	Curlew Sandpiper	100	White	Above	Yellow	Below					Hong Kong, China
25-Apr-14	Ivan Tse	Curlew Sandpiper	75	White	Above	Yellow	Below					Hong Kong, China
25-Apr-14	Ivan Tse	Curlew Sandpiper	100	White	Above	Yellow	Below					Hong Kong, China
25-Apr-14	John Holmes	Common Redshank	Not noted	White	Above	Yellow	Below					Hong Kong, China
26-Apr-14	Lok Ching Wa	Red-necked Stint	75	Orange	Above	Yellow	Below					South Australia, Australia
26-Apr-14	Lok Ching Wa	Red-necked Stint	50	Orange	Above							Victoria, Australia
26-Apr-14	Lok Ching Wa	Red-necked Stint	75	Yellow	Above	Orange	Below					SW Western Australia
26-Apr-14	Lok Ching Wa	Curlew Sandpiper	100	White	Above	Yellow	Below					Hong Kong, China
26-Apr-14	Lok Ching Wa	Greater Sand Plover	75	White	Above	Yellow	Below					Hong Kong, China
26-Apr-14	Lok Ching Wa	Curlew Sandpiper	75	White	Above	Yellow	Below					Hong Kong, China
26-Apr-14	Lok Ching Wa	Grey-tailed Tattler	100	White	Above	Yellow	Below					Hong Kong, China
27-Apr-14	Ivan Tse	Red-necked Stint	Not noted	White	Above	Yellow	Below					Hong Kong, China
27-Apr-14	Ivan Tse	Red-necked Stint	50	Yellow	Above							N Western Australia

Date	Observer	Species	Breeding plumage	Right Leg				Left Leg				Ringed Location
				Colour	Position	Colour	Position	Colour	Position	Colour	Position	
27-Apr-14	Ivan Tse	Red-necked Stint	50	Yellow	Above							N Western Australia
27-Apr-14	Ivan Tse	Common Redshank	75	White	Above	Yellow	Below					Hong Kong, China
27-Apr-14	Ivan Tse	Curlew Sandpiper	100	White	Above	Yellow	Below					Hong Kong, China
27-Apr-14	Ivan Tse	Curlew Sandpiper	100	White	Above	Yellow	Below					Hong Kong, China
27-Apr-14	Ivan Tse	Curlew Sandpiper	25	White	Above	Yellow	Below					Hong Kong, China
27-Apr-14	Ivan Tse	Curlew Sandpiper	75	White	Above	Yellow	Below					Hong Kong, China
27-Apr-14	Ivan Tse	Greater Sand Plover	75	White	Above	Yellow	Below					Hong Kong, China
27-Apr-14	John Holmes	Common Redshank	Not noted	White	Above	Yellow	Below					Hong Kong, China
27-Apr-14	Lok Ching Wa	Curlew Sandpiper	25	White	Above	Yellow	Below					Hong Kong, China
28-Apr-14	Chau Sau Yu	Red-necked Stint	Not noted	Yellow	Above							N Western Australia
30-Apr-14	John Holmes	Curlew Sandpiper	Not noted	Yellow	Above							N Western Australia
1-May-14	Eric Ng	Common Redshank	100	White	Above	Yellow	Below					Hong Kong, China
2-May-14	Chau Sau Yu	Common Redshank	Not noted	White	Above	Yellow	Below					Hong Kong, China
2-May-14	Chau Sau Yu	Terek Sandpiper	Not noted	Yellow	Above							N Western Australia
3-May-14	Ivan Tse	Red-necked Stint	25	Yellow	Above							N Western Australia
3-May-14	Ivan Tse	Red-necked Stint	25	Yellow	Above							N Western Australia
3-May-14	Eric Ng	Common Greenshank	50	White	Above	Yellow	Below					Hong Kong, China
4-May-14	Eric Ng	Common Greenshank	50	White	Above	Yellow	Below					Hong Kong, China
4-May-14	Eric Ng	Common Greenshank	50	White	Above	Yellow	Below					Hong Kong, China
5-May-14	Richard Lewthwaite	Red Knot	Not noted	Yellow	Above							N Western Australia
5-May-14	Richard Lewthwaite	Red-necked Stint	Not noted	Orange	Above							Victoria, Australia
6-May-14	Ho Ching Yuen	Common Greenshank	Not noted	White	Above	Yellow	Below					Hong Kong, China
10-May-14	John Holmes	Red-necked Stint	75	Orange	Above	Yellow	Below					South Australia,

Date	Observer	Species	Breeding plumage	Right Leg				Left Leg				Ringed Location
				Colour	Position	Colour	Position	Colour	Position	Colour	Position	
												Australia
10-May-14	John Holmes	Red-necked Stint	100	Orange	Above	Yellow	Below					South Australia, Australia
10-May-14	John Holmes	Terek Sandpiper	Not noted	White	Above	Yellow	Below					Hong Kong, China
12-May-14	Ying Hak King	Red-necked Stint	100	Yellow	Above							N Western Australia
12-May-14	Ying Hak King	Red-necked Stint	100	Yellow	Above							N Western Australia
12-May-14	Ying Hak King	Red-necked Stint	Not noted					Red	Below			Unknown
12-May-14	Ying Hak King	Grey-tailed Tattler	Not noted	Yellow	Above							N Western Australia
12-May-14	Ying Hak King	Curlew Sandpiper	75	White	Above	Yellow	Below					Hong Kong, China
12-May-14	Ying Hak King	Red-necked Stint	50	Orange	Above							Victoria, Australia
15-May-14	David Diskin	Curlew Sandpiper	Not noted	White	Above	Yellow	Below					Hong Kong, China
16-May-14	Ivan Tse	Grey-tailed Tattler	100	White	Above	Yellow	Below					Hong Kong, China
16-May-14	Ivan Tse	Grey-tailed Tattler	100	White	Above	Yellow	Below					Hong Kong, China
20-May-14	Chau Sau Yu	Curlew Sandpiper	Not noted	Yellow	Above							N Western Australia
20-May-14	Ho Ching Yuen	Common Redshank	Not noted	White	Above	Yellow	Below					Hong Kong, China
21-May-14	Ho Ching Yuen	Curlew Sandpiper	Not noted	Red	Above							Unknown