

Tender Reference No. AFCD/SQ/16/06

**Mai Po Inner Deep Bay Ramsar Site
Waterbird Monitoring Programme
2006 - 07**

**Monthly Waterbird Monitoring
Summer 2006 Report**



Submitted by
The Hong Kong Bird Watching Society Ltd.
Approved Charitable Institution of a Public Character
to Agriculture, Fisheries & Conservation Department

Hong Kong SAR Government

November 2006



This report is printed on recycled paper

Waterbird Monitoring at the Mai Po Inner Deep Bay Ramsar Site

Waterbird Count Coordinator

YU Yat Tung

The Hong Kong Bird Watching Society Ltd.

Data Contributors

John ALLCOCK, Aukie AU, Mike CHALMERS, Fion CHEUNG, DONG Jiantian, Forrest FONG, Vivian FU, Martin HALE, John HOLMES, Tony HUNG, HUNG Wai Ming, Mike KILBURN, Apache LAU, LAW King Wai, LEE Hok Fei, Mike LEVEN, Jacob LO, Richard LEWTHWAITE, Karl NG, SUNG Yik Hei, Graham TALBOT, Mike TURNBULL, Captain WONG, XING Dongyao, YING Hak King, YU Yat Tung, The Hong Kong Bird Watching Society Ltd., Shenzhen Bird Watching Society, Agriculture, Fisheries and Conservation Department

Copyright

The project is part of the "Mai Po Inner Deep Bay Ramsar Site Waterbird Monitoring Programme 2005-06" funded by Agriculture, Fisheries and Conservation Department, Hong Kong SAR Government (AFCD). All the data shall be the property of the Government with full copyright.

Report available for public information

The Hong Kong Bird Watching Society Limited
Room 1612, Beverley Commercial Centre, 87-105 Chatham Road
Tsim Sha Tsui, Kowloon, Hong Kong
E-mail: hkbws@hkbws.org.hk Website: www.hkbws.org.hk

And

Agriculture, Fisheries and Conservation Department
Hong Kong SAR Government
7/F, Cheung Sha Wan Government Offices
303 Cheung Sha Wan Road
Kowloon, Hong Kong
Website: www.afcd.gov.hk

This publication should be cited as

Anon. 2006. Summer 2006 Report on Waterbird Monitoring at the Mai Po Inner Deep Bay Ramsar Site. Report by Hong Kong Bird Watching Society to the Agriculture, Fisheries and Conservation Department, Hong Kong Special Administrative Region Government.

TABLE OF CONTENTS

REPORT

1. Introduction.....	6
2. Methodology	6
3. Results	6
3.1 Great Cormorant	8
3.2 Ardeids	8
3.3 Ducks, Grebes, Pelicans.....	9
3.4 Rails and Coots.....	10
3.5 Shorebirds	10
3.6 Gulls and Terns	11
3.7 Globally threatened species.....	12
4. Discussion.....	12
5. Acknowledgements.....	13
6. References.....	13

FIGURES

Figure 1. Comparison of waterbird numbers in summer in Deep Bay Area from 1998 to 2006	7
Figure 2. Comparison of waterbird numbers in summer in Ramsar Site From 1998 to 2006	8
Figure 3. Comparison of number of Ardeids in Deep Bay area in summer months (2000–2006)	9
Figure 4. Comparison of number of Ducks and Grebes in Deep Bay area in summer months (2000-2006).....	10
Figure 5. Comparison of number of Rail and Coots in Deep Bay area in summer months (2000-2006).....	10
Figure 6. Comparison of number of Shorebirds in Deep Bay area in summer months (2000-2006).....	11
Figure 7. Comparison of number of Gulls and Terns in Deep Bay area in summer months (2000-2006).....	12

Map

Map 1. Map of Hong Kong showing location of the Mai Po Inner Mai Po Deep Bay Ramsar Site	15
Map 2. Location of count sites of the Waterbird Monitoring Programme	16

TABLES

Table 1a. Numbers of waterbird in the whole Deep Bay area during	
--	--

summer months, 1998-2006.....	18
Table 1b. Numbers of waterbird in the Ramsar Site during summer months, 1998-2006	18
Table 2. Summary of waterbird count for April 2006	18
Table 3. Summary of waterbird count for May 2006.....	19
Table 4. Summary of waterbird count for June 2006.....	19
Table 5. Summary of waterbird count for July 2006.....	19
Table 6. Summary of waterbird count for August 2006.....	20
Table 7. Summary of waterbird count for September 2006.....	20
Table 8. Numbers of waterbird species groups in the whole Deep Bay area, summer 2006	20

APPENDICES

Appendix 1. Counts of waterbird in April 2006	
Counts of waterbird in May 2006	
Counts of waterbird in June 2006	
Counts of waterbird in July 2006	
Counts of waterbird in August 2006	
Counts of waterbird in September 2006	

Summer 2006 Report on Waterbird Monitoring at the Mai Po Inner Deep Bay Ramsar Site

Report



The Hong Kong Bird Watching Society Limited



Agriculture, Fisheries and Conservation Department

Waterbird Monitoring Programme at the Mai Po Inner Deep Bay Ramsar Site

Monthly Waterbird Monitoring Summer 2006 Report

1. Introduction

Comprehensive counts of waterbirds in the Deep Bay area were first carried out as part of an Asian Waterbird Census first undertaken by the Hong Kong Bird Watching Society (HKBWS) in 1979. These continued in January every winter (excluding 1980) until 1992-93 when they were expanded to cover the winter period from November to March. With the establishment of the Mai Po Inner Deep Bay Ramsar Site, a monthly waterbird monitoring programme was developed which was coordinated and carried out by the HKBWS under the subvention by the Agriculture, Fisheries and Conservation Department (AFCD) from March 1998 to March 2004. Starting from April 2004, the Waterbird Monitoring Programme was arranged under a service contracted funded by AFCD. Monthly counts of waterbirds in the site form a major part of this programme, the others being counts of shorebirds during the migration season, and egret surveys during the breeding season. Monthly summary reports are produced, while seasonal reports are produced bi-annually, i.e. a summer report covering the period from April to September, and the winter report from October to March. This report concerns the summer period of 2006 under contract reference no. AFCD/SQ/16/06 during the period 2006-07.

2. Methodology

The methodology used and the areas covered are described in detail in the *Waterbird Count Handbook* (Carey undated, Carey 2002, Map 1, Map 2). In general, it involves surveying specified areas and, where possible, recording birds to individual fishponds or *gei wai*. Other variables, such as the vegetation surrounding each pond, the height of exposed edge to the pond and the percentage of pond bottom exposed as a result of drain-down are also measured four times a year. Tidal areas of Inner Deep Bay were surveyed simultaneously to ensure as little double-counting as possible occurs. Counts occur on a rising tide, preferably one that comes to about 2.0 m. Higher counts of individual species one week either side of the count date are included if they are considered to be more accurate than that made on the count day.

3. Results

In 2006 summer the waterbird counts were scheduled on 16th April, 14th May, 11th June, 9th July, 13th August and 10th September. No count was cancelled due to

unfavourable weather condition. Coverage was complete in the whole Deep Bay area including the Hong Kong Wetland Park at Tin Shui Wai and Futian National Nature Reserve at Shenzhen, China, except for the Lau Fau Shan to Nim Wan area, which was incomplete due to thunderstorms in the July count. The total numbers of waterbirds recorded in the whole Deep Bay area from April to September were 10,388, 4,227, 3,065, 2,835, 4,802 and 5,899 (Figure 1), while the equivalent figures in the Mai Po Inner Deep Bay Ramsar Site were 7,301, 3,069, 1,748, 1,255, 3,125 and 3,816 (Figure 2). The count in the Ramsar site in August is the highest count for that month since the commencement of this programme in 1998, while the count for the whole Deep Bay area was just five birds fewer than the highest count of the month of the area.

Figure 1. Comparison of waterbird numbers in summer in Deep Bay area from 1998 to 2006

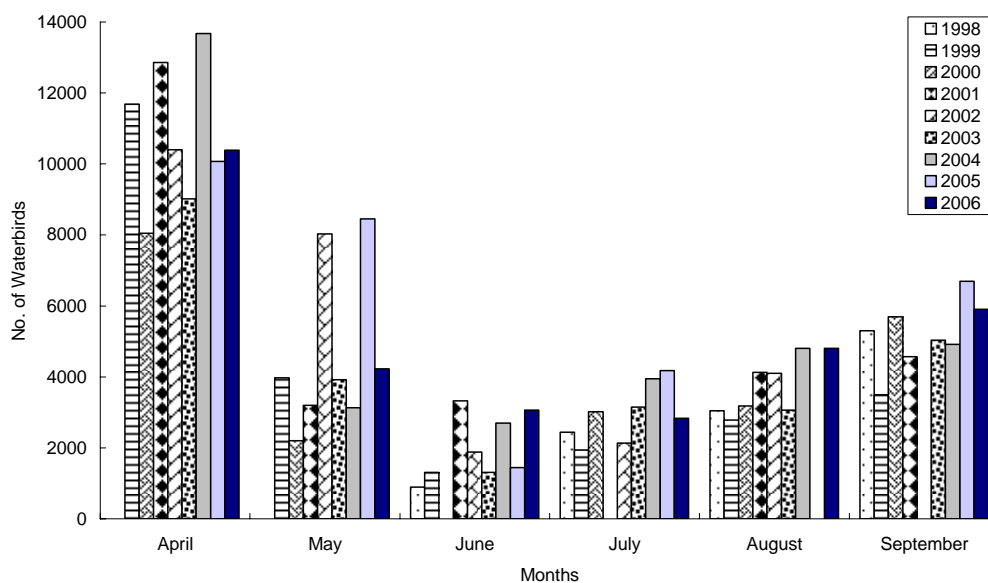
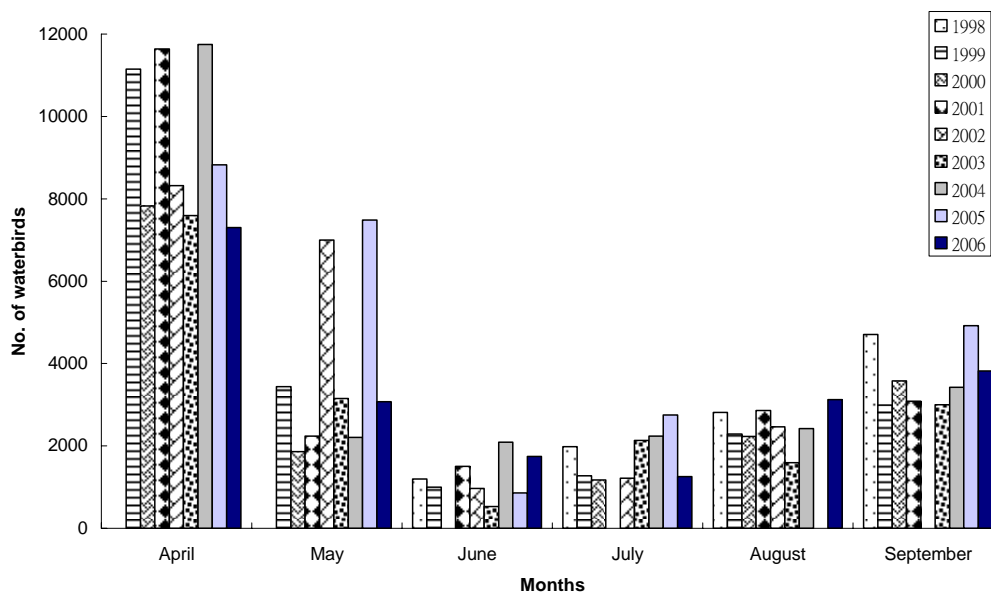


Figure 2. Comparison of waterbird numbers in summer in Ramsar Site from 1998 to 2006



All counts in summer months since 1998 are listed in Table 1a and 1b. Details of counts in summer 2006 were reported in the monthly summaries which are available from the Waterbird Monitoring Programme website at:

<http://www.hkbws.org.hk/waterbird/>

Summaries of each count are presented in Table 2-7. Discussion below refers to each waterbird species group.

3.1 Great Cormorant

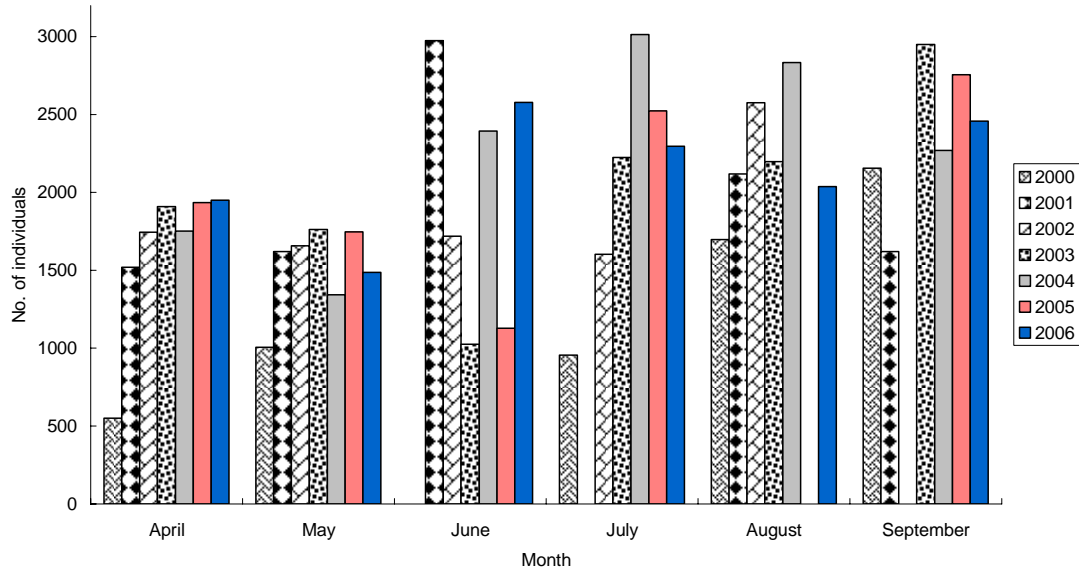
Only a few Great Cormorants were recorded during the summer 2006: three in April, two in May and singles in July, August and September respectively. Several over-summering individuals were also recorded in recent summers (e.g. Anon 2004, 2005).

3.2 Ardeids

Ardeids are one of the largest groups of waterbird present in the Deep Bay area during the summer. Over 2,000 ardeids were recorded in second half of the summer 2006 and the peak count was 2,578 individuals in June, while the lowest was 1,487 individuals recorded in May (Figure 3). Little Egret is still the most numerous species, with a peak count of 1,237 individuals in June. Great Egret is the second commonest with a peak count of 708 individuals, counted also in June. Chinese Pond Heron, a local conservation concern species, peaked at 248 individuals in the September count. For further details refer to Figure 3.

An egretty count was also undertaken in the summer to monitor ardeid breeding populations in Hong Kong. Further details can be found in the Egretty Report (Anon. 2005a) under this Waterbird Monitoring Programme, which is available for download from the programme website at <http://www.hkbws.org.hk/waterbird/>

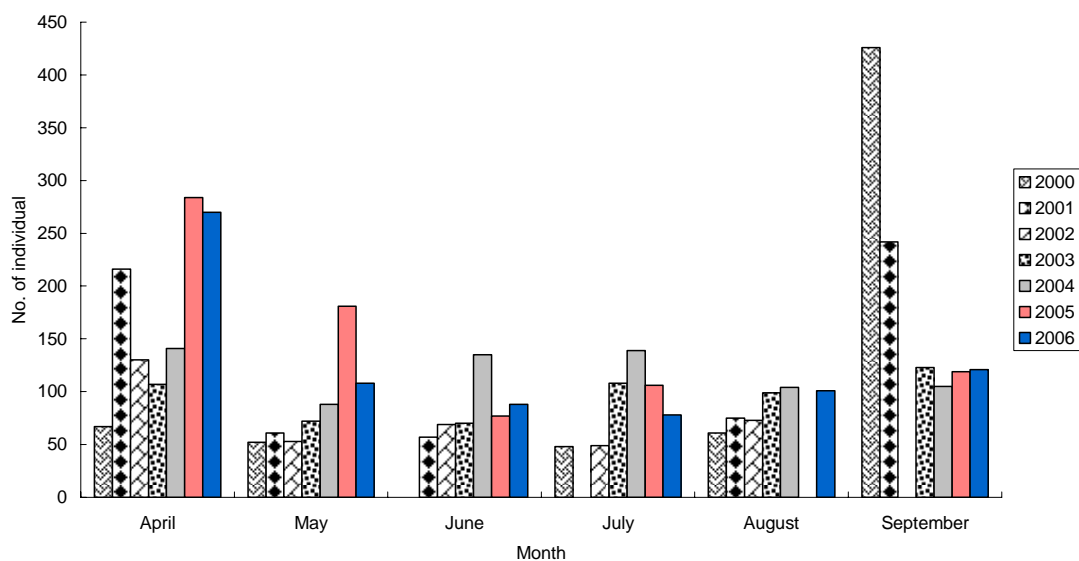
Figure 3. Comparison of number of Ardeids in Deep Bay area in summer months (2000-2006)



3.3 Ducks, Grebes, Pelicans

With the exception of April and September, the total number of this group refers mainly to two resident species: Little Grebe and Spot-billed Duck *Anas poecilorhyncha*, during the summer months. The Spot-billed Ducks were apparently scarce in this summer and only two birds were counted in July; hence most of the figures of this group in the summer refer to the Little Grebe. The peak count of this group in summer 2006 was 270 individuals in April, which also included a total of 122 late-staying wintering ducks and Great Crested Grebes. Figure 4 shows numbers of this group in counts since 2000.

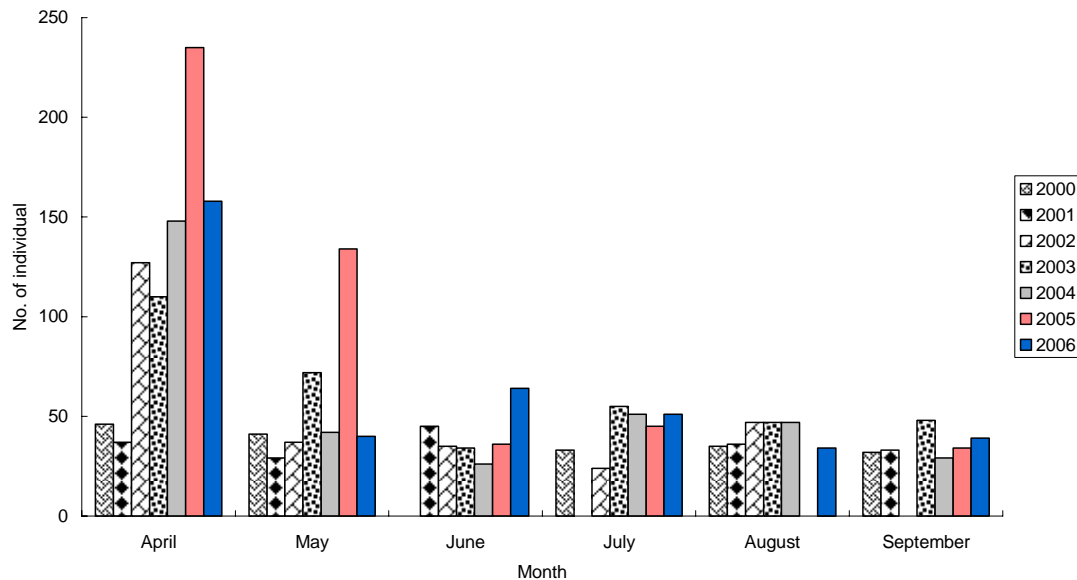
Figure 4. Comparison of number of Ducks and Grebes in Deep Bay area in summer months (2000-2006)



3.4 Rails and Coots

The peak count of this group was 158 individuals in April. Only the two most commonest species, Common Moorhen *Gallinula chloropus* and White-breasted Waterhen *Amaurornis phoenicurus*, were recorded this summer and all figures refer to counts of these species. Figure 5 illustrates numbers of this group since 2000.

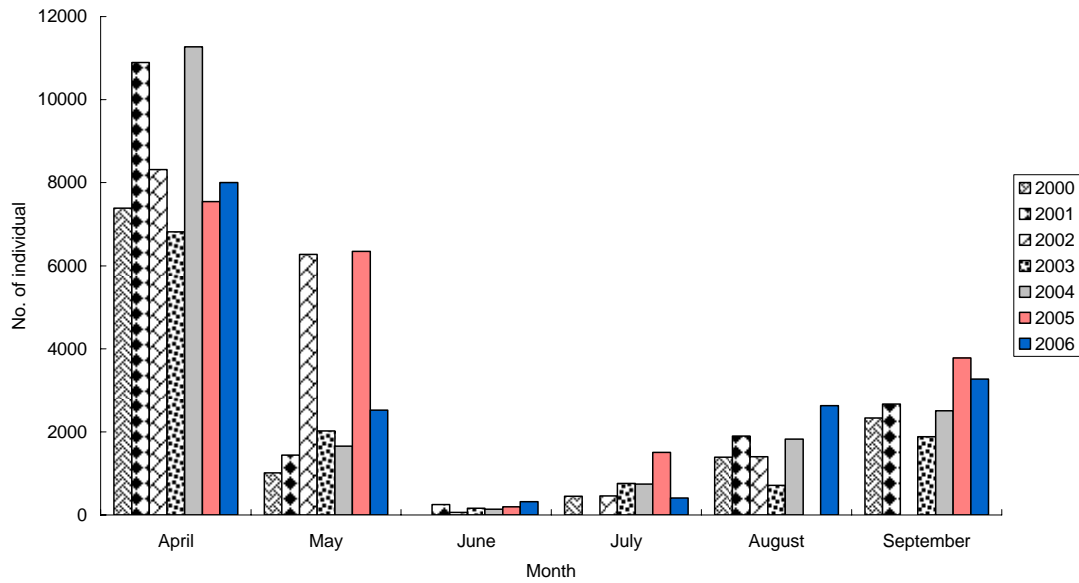
Figure 5. Comparison of number of Rail and Coots in Deep Bay area in summer months (2000-2006)



3.5 Shorebirds

Migratory shorebirds passed through Hong Kong in large number in spring and autumn, while in 2006 the peak number of shorebird was 8,005 individuals recorded in April for the spring migration and a total of 2,628 individuals were record in September for the autumn migration. The most numerous species is Marsh Sandpiper *Tringa stagnatilis*, of which 1,940 individuals were counted in April. These counts showed only a single-day count to serve the comparison purpose, whereas the actual number of passage shorebirds in Hong Kong can be larger. More details of numbers and composition of this group during the passage period are provided in the Shorebird Monitoring Report (Anon. 2006a). Greater Painted-snipe *Rostratula benghalensis* and Black-winged Stilt *Himantopus himantopus* have recently established as breeding species at Mai Po Nature Reserve. However, in summer 2006, only Black-winged Stilts were found breeding in the reserve. Figure 6 illustrates numbers of this group in counts since 2000.

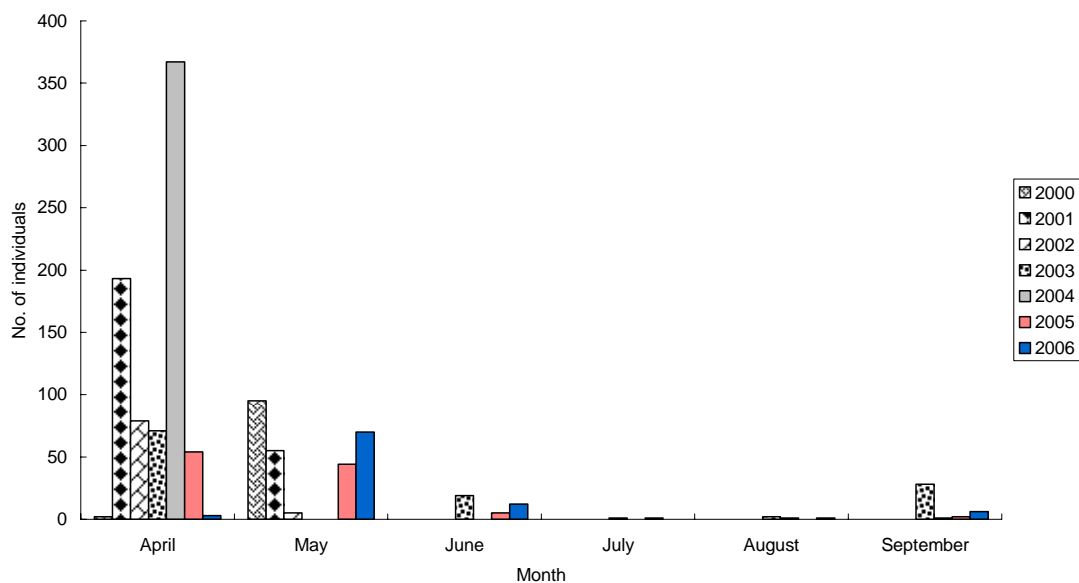
Figure 6. Comparison of number of Shorebirds in Deep Bay area in summer months (2000-2006)



3.6 Gulls and Terns

Only very few gulls and terns were recorded in summer 2006 and the peak count of this group was 70 individuals, which included 42 Whiskered Tern *Chlidornias hybridus*. Figures for this summer and the previous year are relatively low compared to the figures from previous years. Figure 7 illustrates numbers of this group in counts since 2000.

Figure 7. Comparison of number of Gulls and Terns in Deep Bay area in summer months (2000-2006)



3.7 Globally threatened species

Globally threatened bird species were recorded in this monthly waterbird count during the period of summer 2006 were as follows:

Chinese Egret *Egretta eulophotes* (globally vulnerable) – three in May;

Black-faced Spoonbill *Platalea minor* (globally endangered) – 80 birds in April, 2 in May, ten in June, eleven in July and August;

Spoon-billed Sandpiper *Eurynorhynchus pygmeus* (globally endangered) – one in May;

Asian Dowitcher *Limnodromus semipalmatus* (globally near threatened) – 11 birds in April;

4. Discussion

Counts in summer 2006 are not particularly high compared to the counts in other years (Figure 1), but the counts in summer still vary widely and the trend of the summering waterbird population remains unclear. Nest numbers of breeding ardeids in the Deep Bay area increased this summer (Anon. 2006b), implying that there would have more breeding ardeids in the area, but the monthly counts did not show the increase of the number of ardeids in corresponding to the increase of the nesting birds. The increase of 73 nests (2005: 333 nests, 2006: 406 nests) is still in small proportion compared to a broad figure of over 2,000 ardeids present during the the summer. The highly fluctuated figures of the ardeids in the Deep Bay in last few years are also unclear to indicate the trend of the breeding ardeid population in the Deep Bay area.

5. Acknowledgements

Thank you for the following counters of the Hong Kong Bird Watching Society participated in the counts: J. Allcock, A. Au, M. Chalmers, F. Cheung, F. Fong, V. Fu, M. Hale, G. Ho, J. Holmes, T. Hung, W.M. Hung, M. Kilburn, A. Lau, K.W. Law, H.F. Lee, M.R. Leven, J. Lo, R.W. Lewthwaite, K. Ng, Y.H. Sung, G. Talbot, M. Turnbull, L.C. Wong, H.K. Ying and AFCD. We also thank J.T. Dong and D.Y. Xing of Shenzhen Bird Watching Society for arrangement of counts at Futian National Nature Reserve, AFCD for counting at the Hong Kong Wetland Park.

6. References

Anon. 2004. Summer 2004 Report on Waterbird Monitoring at the Mai Po Inner Deep Bay Ramsar Site. Report by Hong Kong Bird Watching Society to the Agriculture,

Fisheries and Conservation Department, HK SAR Government.

Anon. 2005. Summer 2005 Report on Waterbird Monitoring at the Mai Po Inner Deep Bay Ramsar Site. Report by Hong Kong Bird Watching Society to the Agriculture, Fisheries and Conservation Department, HK SAR Government.

Anon. 2006a. Shorebird monitoring at the Mai Po Inner Deep Bay Ramsar Site: 2005-06. Report by Hong Kong Bird Watching Society to the Agriculture, Fisheries and Conservation Department, HK SAR Government.

Anon. 2006b. Summer 2006 Report: Egret counts in Hong Kong with particular reference to the Mai Po Inner Deep Bay Ramsar Site. Report by Hong Kong Bird Watching Society to the Agriculture, Fisheries and Conservation Department, HK SAR Government.

Carey, G.J. undated. Waterfowl Count Handbook. Waterfowl Monitoring at the Mai Po Inner Deep Bay Ramsar Site. Hong Kong Bird Watching Society. Hong Kong.

Carey, G.J. 2002. Waterbird Count Handbook: A guide for participants in waterbird counts in Hong Kong. Hong Kong Bird Watching Society. Hong Kong.

Summer 2006 Report on Waterbird Monitoring at the Mai Po Inner Deep Bay Ramsar Site

Maps

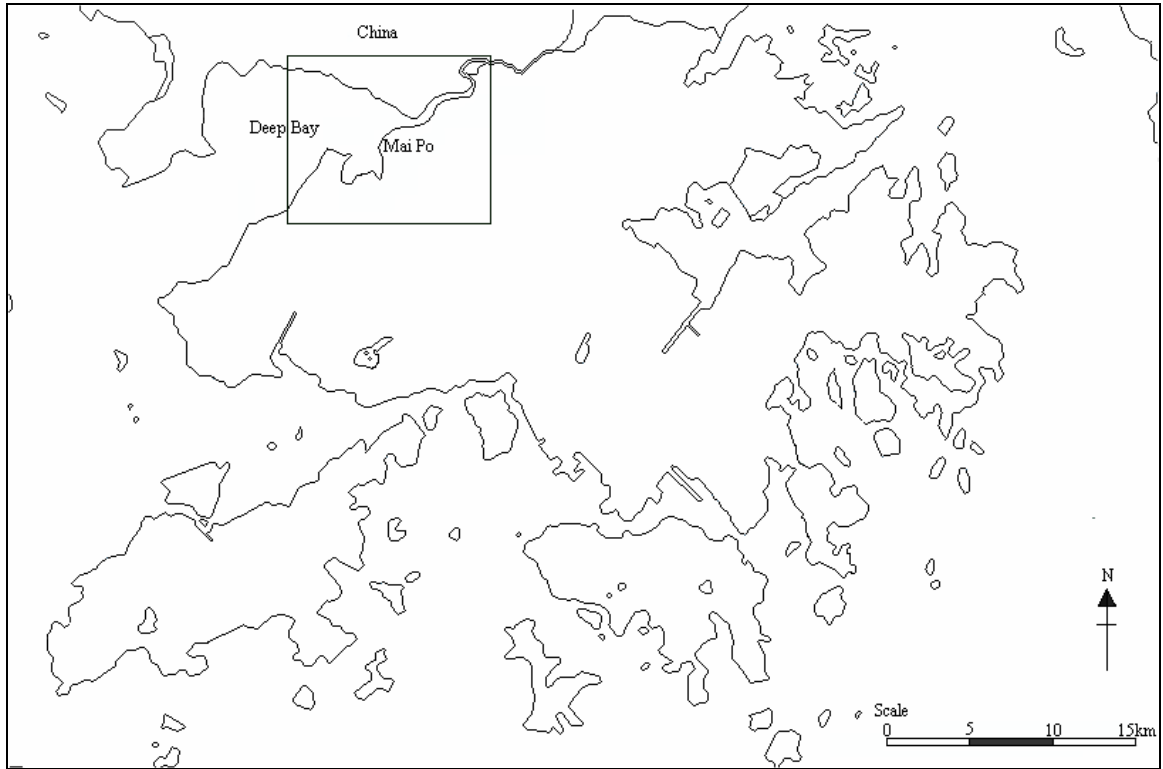


The Hong Kong Bird Watching Society Limited

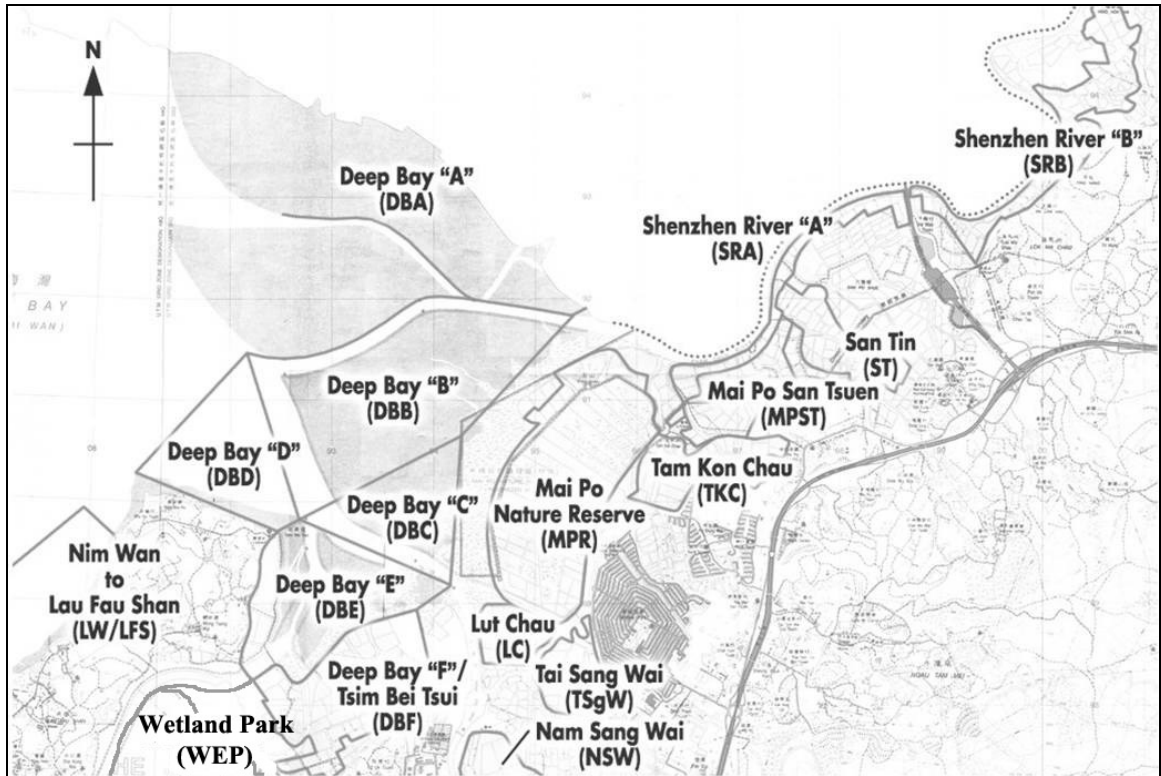


Agriculture, Fisheries and Conservation Department

Map 1. Map of Hong Kong showing location of the Mai Po Inner Deep Bay Ramsar Site



Map 2. Locations of count sites of the Waterbird Monitoring Programme



Summer 2006 Report on Waterbird Monitoring at the Mai Po Inner Deep Bay Ramsar Site

Tables



The Hong Kong Bird Watching Society Limited



Agriculture, Fisheries and Conservation Department

Table 1a. Numbers of waterbird in the whole Deep Bay area during summer months, 1998-2006.

	1998	1999	2000	2001	2002	2003	2004	2005	2006	Mean	SD
Apr	nc	11686	8049	12858	10399	9019	13681	10067	10388	10768	1887
May	nc	3973	2206	3201	8028	3925	3133	8455	4227	4644	2312
Jun	891	1307	nc	3324	1879	1313	2697	1445	3065	1990	916
Jul	2439	1941	3020	nc	2135	3145	3945	4179	2835	2995	802
Aug	3047	2784	3178	4124	4096	3060	4807	nc	4802	3737	821
Sep	5303	3499	5689	4566	nc	5032	4916	6695	5899	5200	955

Table 1b. Numbers of waterbird in the Ramsar Site during summer months, 1998-2006.

	1998	1999	2000	2001	2002	2003	2004	2005	2006	Mean	SD
April	nc	11148	7826	11638	8319	7595	11748	8823	7301	9300	1895
May	nc	3438	1862	2238	7000	3153	2302	7482	3069	3806	2191
June	1194	999	Nc	1500	967	527	2092	859	1748	1236	512
July	1976	1273	1173	nc	1217	2133	2237	2748	1255	1752	600
Aug	2817	2287	2232	2858	2463	1588	2420	nc	3125	2474	474
Sep	4705	2994	3580	3087	nc	3001	3450	4920	3816	3691	752

Table 2. Summary of waterbird count for April 2006.

	Deep Bay Area	%	Ramsar Site	%	SW	SI
Cormorants	3	0.0	2	0.0	0	0
Ardeids	1949	18.8	891	12.2	74	494
Ducks, grebes, pelicans	270	2.6	179	2.5	0	2
Rails and coot	158	1.5	64	0.9	2	4
Shorebirds	8005	77.1	6163	84.4	5	56
Gulls and terns	3	0.0	2	0.0	0	0
Total	10388	100	7301	100	81	556

SW: Shuen Wan, SI: Starling Inlet

Table 3. Summary of waterbird count for May 2006.

	Deep Bay Area	%	Ramsar Site	%	SW	SI
Cormorants	2	0.0	1	0.0	0	0
Ardeids	1487	35.2	532	17.3	67	311
Ducks, grebes, pelicans	108	2.6	50	1.6	0	0
Rails and coot	40	0.9	11	0.4	2	0
Shorebirds	2520	59.6	2440	79.5	17	4
Gulls and terns	70	1.7	35	1.1	0	35
Total	4227	100	3069	100	86	350

SW: Shuen Wan, SI: Starling Inlet

Table 4. Summary of waterbird count for June 2006.

	Deep Bay Area	%	Ramsar Site	%	SW	SI
Cormorants	0	0.0	0	0.0	0	0
Ardeids	2578	84.1	1372	78.5	32	366
Ducks, grebes, pelicans	88	2.9	51	2.9	0	2
Rails and coot	64	2.1	19	1.1	4	3
Shorebirds	323	10.5	298	17.0	0	0
Gulls and terns	12	0.4	8	0.5	0	0
Total	3065	100	1748	100	36	371

SW: Shuen Wan, SI: Starling Inlet

Table 5. Summary of waterbird count for July 2006.

	Deep Bay Area	%	Ramsar Site	%	SW	SI
Cormorants	1	0.0	1	0.1	Nc	0
Ardeids	2297	81.0	939	74.8	Nc	250
Ducks, grebes, pelicans	78	2.8	24	1.9	Nc	0
Rails and coot	51	1.8	18	1.4	Nc	3
Shorebirds	408	14.4	273	21.8	Nc	0
Gulls and terns	0	0.0	0	0.0	Nc	0
Total	2835	100	1255	100	Nc	253

SW: Shuen Wan, SI: Starling Inlet, Nc: no count

Table 6. Summary of waterbird count for August 2006.

	Deep Bay Area	%	Ramsar Site	%	SW	SI
Cormorants	1	0.0	1	0.0	0	0
Ardeids	2037	42.4	768	24.6	132	197
Ducks, grebes, pelicans	101	2.1	62	2.0	0	4
Rails and coot	34	0.7	10	0.3	0	6
Shorebirds	2628	54.7	2284	73.1	2	1
Gulls and terns	1	0.0	0	0.0	0	0
Total	4802	100	3125	100	134	208

SW: Shuen Wan, SI: Starling Inlet. Nc: no count. Counts were incompleated due to thurnderstorm warning and unstable weather..

Table 7. Summary of waterbird count for September 2006.

	Deep Bay Area	%	Ramsar Site	%	SW	SI
Cormorants	1	0.0	1	0.0	Nc	Nc
Ardeids	2458	41.7	1195	31.3	Nc	Nc
Ducks, grebes, pelicans	121	2.1	66	1.7	Nc	Nc
Rails and coot	39	0.7	6	0.2	Nc	Nc
Shorebirds	3274	55.5	2548	66.8	Nc	Nc
Gulls and terns	6	0.1	0	0.0	Nc	Nc
Total	5899	100	3816	100	Nc	Nc

SW: Shuen Wan, SI: Starling Inlet

Table 8. Numbers of waterbird species groups in whole Deep Bay area, summer 2006.

	April	May	June	July	August	September
Cormorants	3	2	0	1	1	1
Ardeids	1949	1487	2578	2297	2037	2458
Ducks, grebes, pelicans	270	108	88	78	101	121
Rails and coot	158	40	64	51	34	39
Shorebirds	8005	2520	323	408	2628	3274
Gulls and terns	3	70	12	0	1	6

Summer 2006 Report on Waterbird Monitoring at the Mai Po Inner Deep Bay Ramsar Site

Appendices



The Hong Kong Bird Watching Society Limited



Agriculture, Fisheries and Conservation Department

Summary of Waterbird Count, April 2006

SPECIES	SRA	SRB	DBA	DBB	DBC	DBD	DBE	DBF (TBT)	WEP	NW / LFS	TKC	LC	TSW	MPST	ST	MPNR	Ramsar ponds	Ramsar intertidal areas	Ramsar Site	DEEP BAY AREA	Shuen Wan	Starling Inlet
Little Grebe	33	16	2					40	4		5	0	12	1	11	24	41	0	65	148		2
Great Crested Grebe	1		4													0			0	5		
Great Cormorant	0	1						0			0	0	0	0	0	2	0	0	2	3		
Dalmatian Pelican																0			0	0		
Grey Heron	4	0						1	2	1	0	0	0	0	7	49	1	0	50	64		29
Purple Heron																0			0	0		
Great Egret	32	4	86	6	125	5	12	62	3	4	12	5	6	4	11	22	59	170	251	399		202
Intermediate Egret	2	1						0	6		2	0	0	0	0	9	1	0	10	20		2
Little Egret	41	27	371	23	60	2	6	113	21	12	49	13	41	14	24	95	199	98	392	912		62
Swinhoe's Egret																0			0	0		
Pacific Reef Egret																0			0	0		
Cattle Egret	6	0	39					55			9	3	3	20	9	11	37	0	48	155		39
Chinese Pond Heron	10	10	36			1	5	6	2	9	60	8	8	4	13	11	65	6	82	183		4
Striated Heron	0	0						0			0	0	0	0	0	0	0	0	0	0		
B-c Night Heron	1	13	88					1			2	4	1	4	3	18	4	0	22	135		156
Yellow Bittern	0	0						0			0	0	0	0	0	0	0	0	0	0		
Cinnamon Bittern																0			0	0		
Great Bittern																0			0	0		
Black Stork																0			0	0		
Black-headed Ibis																0			0	0		
Eurasian Spoonbill																1			1	1		
Black-faced Spoonbill	9		34					6	2						5**	29	6		35	80		
Common Shelduck																0			0	0		
Eurasian Wigeon	0	0						0			0	0	0	0	0	39	0	0	39	39		
Falcatid Duck																1			1	1		
Gadwall																0			0	0		
Baikal Teal																18			18	18		
Common Teal	0	0						0			0	0	0	0	0	11	0	0	11	11		
Mallard																0			0	0		
Spot-billed Duck																0			0	0		
Chinese Spotbill	2															0			0	2		
Burmese Spotbill																0			0	0		
Northern Pintail																1			1	1		
Garganey																28			28	28		
Northern Shoveler									1							15			15	16		
Common Pochard																0			0	0		
Baer's Pochard																0			0	0		
Tufted Duck																0			0	0		
Greater Scaup																1			1	1		
Red-breasted Merganser																0			0	0		
Duck sp.																0			0	0		
Slaty-breasted Rail																0			0	0		
Water Rail																0			0	0		
White-breasted Waterhen	0	0	7					4	1	1	4	0	2	2	1	3	10	0	13	25		3
Watercock																0			0	0		
Common Moorhen	3	10	35					24	15		15	0	0	3	2	26	25	0	51	133		1
Eurasian Coot																0			0	0		

Pheasant-tailed Jacana																0			0	0		
Greater Painted Snipe																0			0	0		
Black-winged Stilt			52								4					25			25	81		
Pied Avocet			1200													0			0	1200		
Oriental Pratincole							1		3							4			4	8		
Northern Lapwing																0			0	0		
Grey-headed Lapwing			1													0			0	1		
Pacific Golden Plover																50			50	50		
Grey Plover				75												0			0	75		
Common Ringed Plover																0			0	0		
Little Ringed Plover	9	0	7				2		1	1	0	0	0	7		0	3	0	3	27		5
Kentish Plover			2													0			0	2		
Lesser Sand Plover																0			0	0		
Greater Sand Plover			17**													89			89	89		
Black-tailed Godwit			392**													950			950	950		
Bar-tailed Godwit																12			12	12		
Whimbrel				11												0			0	11		
Eurasian Curlew				39												0			0	39		
Far Eastern Curlew				1												0			0	1		
Spotted Redshank			30**													938			938	938		
Common Redshank			880**													779			779	779		2
Marsh Sandpiper			43**													1940			1940	1940		1
Common Greenshank	1		762**													827			827	828		
Nordmann's Greenshank																0			0	0		
Green Sandpiper	2	5					3		1	3	5	0	1	0	12	0	12	12	20		2	
Wood Sandpiper	36	6	80				2	40		17	0	1	13	3	137	17	0	154	335			
Terek Sandpiper																72			72	72		
Common Sandpiper	4	6	8				9	4	2	15	9	12	0	10	5	39	0	44	84		2	
Grey-tailed Tattler				1												0			0	1		
Ruddy Turnstone				17												0			0	17		
Red-necked Phalarope				2												0			0	2		
Pintail Snipe																0			0	0		
Swinhoe's Snipe																0			0	0		
Pintail/Swinhoe's Snipe													1			0			0	1		
Common Snipe	2							1					1			0			0	4		1
Long-billed Dowitcher																0			0	0		
Asian Dowitcher				11												0			0	11		
Red Knot																8			8	8		
Great Knot				41												0			0	41		3
Sanderling																3			3	3		
Red-necked Stint			5													107			107	112		10
Little Stint	21															0			0	21		
Temminck's Stint	33		3							7						0			0	43		
Long-toed Stint	15	3	15	7				4								0			0	44		
Pectoral Sandpiper																0			0	0		
Sharp-tailed Sandpiper			1													8			8	9		
Dunlin																0			0	0		
Curlew Sandpiper			8													117			117	125		
Spoon-billed Sandpiper																0			0	0		
Broad-billed Sandpiper																21			21	21		
Ruff																0			0	0		

Small wader spp.																0			0	0		
Wader sp.																0			0	0		30
Black-tailed Gull																0			0	0		
Heuglin's Gull																0			0	0		
Yellow-legged Gull																0			0	0		
Slaty-backed Gull																0			0	0		
Pallas's Gull																0			0	0		
Large Gull spp.																0			0	0		
Brown-headed Gull																0			0	0		
Black-headed Gull	0	0	1					2			0	0	0	0	0	0	2	0	2	3		
Saunders's Gull																0			0	0		
Whiskered Tern																0			0	0		
White-winged Tern																0			0	0		
Gull-billed Tern																0			0	0		
Caspian Tern																0			0	0		
Total	267	102	2085	234	185	8	23	330	107	30	202	45	91	70	103	6506	521	274	7301	10388	0	556
	Deep	%	Ramsar	%	SW	SI																
Cormorants	3	0.0	2	0.0	0	0																
Ardeids etc	1949	18.8	891	12.2	0	494																
Ducks, grebes, pelicans	270	2.6	179	2.5	0	2																
Rails, Coot etc	158	1.5	64	0.9	0	4																
Waders	8005	77.1	6163	84.4	0	56																
Gulls and terns	3	0.0	2	0.0	0	0																
TOTAL	10388		7301		0	556																
Date of count: 16 April 2006																						
n/c = site not counted																						
High tide measured at TBT:																						
# indicates count consists of or includes a count made up to one week either side of the count date																						
** indicates numbers could be overlapped to counts in other places and so not included in the total.																						
% = count made at evening roost																						
Wetland-dependant species																						
Species	SRA	SRB	DBA	DBB	DBC	DBD	DBE	DBF (TBT)	WEP	NW /	TKC	LC	TSW	MPST	ST	MPNR	Ramsar	Ramsar	Ramsar	DEEP BAY	Shuen	Starling
Osprey		1	2													0			0	3		
Black Kite	0	2	7					5			0	6	3	2	1	3	15	0	18	29		
White-bellied Sea Eag																0			0	0		
Eastern Marsh Harrier																0			0	0		
Common Buzzard																0			0	0		
Greater Spotted Eagle	0	0						0			0	0	0	0	0	0	0	0	0	0		
Imperial Eagle	0	0						0			0	0	0	0	0	0	0	0	0	0		
Peregrine Falcon																0			0	0		
Pied Kingfisher	0	4	5					2	4	1	0	2	0	0	1	2	3	0	5	21		2
Common Kingfisher	2	2	3					4			0	4	4	2	2	2	12	0	14	25		2
White-throated Kingfisher	0	4	5					0	1	4	0	0	1	0	0	0	1	0	1	15		
Black-capped Kingfisher	0	0	1					0	0	1	0	0	0	0	0	1	0	0	1	3		
Red-billed Starling	0	0						0			0	0	2	0	0	0	2	0	2	2		
Collared Crow	0	0	2					5			2	4	1	0	1	0	8	0	8	15		
Crested Serpent Eagle																						4

Summary of Waterbird Count, May 2006

SPECIES	SRA	SRB	DBA	DBB	DBC	DBD	DBE	DBF (TBT)	WEP	NW / LFS	TKC	LC	TSW	MPST	ST	MPNR	Ramsar ponds	Ramsar intertidal areas	Ramsar Site	DEEP BAY AREA	Shuen Wan	Starling Inlet
Little Grebe	11	20	5					29	3		3	0	12	3	9	12	37	0	49	107		
Great Crested Grebe																0			0	0		
Great Cormorant	0	1						0			1	0	0	0	0	0	1	0	1	2		
Dalmatian Pelican																0			0	0		
Grey Heron	0	0						2			0	0	0	0	0	5	1	1	7	7		1
Purple Heron																1			1	1		
Great Egret	2	11	145	7	13	10	2	42	3	11	11	5	9	6	9	40	46	49	135	326		134
Intermediate Egret	1	0						0	1		1	0	0	1	0	21	2	0	23	25		2
Little Egret	3	11	384	15	6	8	16	46	14	54	50	31	45	9	14	44	141	56	241	750		44
Swinhoe's Egret																3			3	3		
Pacific Reef Egret																0			0	0		
Cattle Egret	1	8	5					6	16	1	65	5	13	9	0	5	28	0	33	134		64
Chinese Pond Heron	3	8	23	1			1	17	4	5	35	2	14	5	10	3	64	2	69	131		2
Striated Heron	0	0						0			0	0	1	0	0	4	0	0	4	5		
B-c Night Heron	0	6	73	1				5			2	0	5	1	6	0	10	1	11	99		64
Yellow Bittern	0	0						0			0	0	0	1	0	2	1	0	3	3		
Cinnamon Bittern																0			0	0		
Great Bittern																0			0	0		
Black Stork																0			0	0		
Black-headed Ibis																0			0	0		
Eurasian Spoonbill																0			0	0		
Black-faced Spoonbill			1		1											1		1	2	3		
Common Shelduck																0			0	0		
Eurasian Wigeon	0	0						0			0	0	0	0	0	0	0	0	0	0		
Falcated Duck																0			0	0		
Gadwall																0			0	0		
Baikal Teal																0			0	0		
Common Teal	0	0						0			0	0	0	0	0	1	0	0	1	1		
Mallard																0			0	0		
Spot-billed Duck																0			0	0		
Chinese Spotbill																0			0	0		
Burmese Spotbill																0			0	0		
Northern Pintail																0			0	0		
Garganey																0			0	0		
Northern Shoveler																0			0	0		
Common Pochard																0			0	0		
Baer's Pochard																0			0	0		
Tufted Duck																0			0	0		
Greater Scaup																0			0	0		
Red-breasted Merganser																0			0	0		
Duck sp.																0			0	0		
Slaty-breasted Rail																0			0	0		
Water Rail																0			0	0		
White-breasted Waterhen	0	2						2		2	2	0	0	2	2	1	4	0	5	13		

Watercock																0			0	0		
Common Moorhen	0	0	18				1			0	0	0	6	2		0	6	0	6	27		
Eurasian Coot																0			0	0		
Pheasant-tailed Jacana																0			0	0		1
Greater Painted Snipe																0			0	0		
Black-winged Stilt			12				2	9								82			82	105		
Pied Avocet																590			590	590		
Oriental Pratincole																0			0	0		
Northern Lapwing																0			0	0		
Grey-headed Lapwing																0			0	0		
Pacific Golden Plover																15			15	15		
Grey Plover																29			29	29		
Common Ringed Plover																0			0	0		
Little Ringed Plover	3	3	2				0	1		5	0	0	0	4		0	3	0	3	18		
Kentish Plover																1			1	1		
Lesser Sand Plover																0			0	0		
Greater Sand Plover																0			0	0		
Sand Plover spp.																45			45	45		
Black-tailed Godwit																10			10	10		
Bar-tailed Godwit																0			0	0		
Whimbrel																9			9	9		
Eurasian Curlew																28			28	28		
Far Eastern Curlew																0			0	0		
Spotted Redshank																160			160	160		
Common Redshank																0			0	0		
Marsh Sandpiper																0			0	0		
Common Greenshank								14								0			0	14		
Nordmann's Greenshank																0			0	0		
Green Sandpiper	0	0					0			0	0	0	0	0		0	0	0	0	0		
Wood Sandpiper	0	0	1				0			0	0	0	1	0		0	1	0	1	2		
Terek Sandpiper																59			59	59		
Common Sandpiper	7	3	4				2	3	1	1	2	0	2	0		0	6	0	6	25		
Grey-tailed Tattler																2			2	2		
Ruddy Turnstone																4			4	4		
Red-necked Phalarope																0			0	0		
Pintail Snipe																0			0	0		
Swinhoe's Snipe																0			0	0		
Pintail/Swinhoe's Snipe																0			0	0		
Common Snipe																0			0	0		
Long-billed Dowitcher																0			0	0		
Asian Dowitcher																0			0	0		
Red Knot																6			6	6		
Great Knot																5			5	5		
Sanderling																1			1	1		
Red-necked Stint			8													340			340	348		
Little Stint																1			1	1		
Temminck's Stint																0			0	0		
Long-toed Stint																0			0	0		

Pectoral Sandpiper																	0			0	0		
Sharp-tailed Sandpiper																	20			20	20		
Dunlin																	0			0	0		
Curlew Sandpiper																	10			10	10		
Spoon-billed Sandpiper																	1			1	1		
Broad-billed Sandpiper																	2			2	2		
Ruff																	0			0	0		
Small wader spp.																	0			0	0		
Wader sp.																	1010			1010	1010		3
Black-tailed Gull																	0			0	0		
Heuglin's Gull																	0			0	0		
Yellow-legged Gull																	0			0	0		
Slaty-backed Gull																	0			0	0		
Pallas's Gull																	0			0	0		
Large Gull spp.																	0			0	0		
Brown-headed Gull																	0			0	0		
Black-headed Gull	0	0						0			0	0	1	0	0		3	1	0	4	4		
Saunders's Gull																	0			0	0		
Whiskered Tern			25														17			17	42		
White-winged Tern			10														8		1	9	19		35
Gull-billed Tern																	4			4	4		
Caspian Tern																	0			0	0		
Little Tern				1													0		1	1	1		
Total	31	73	716	25	20	19	19	154	68	74	176	45	100	46	56	2605	352	112	3069	4227	0	350	

	Deep Bay Area	%	Ramsar Site	%	SW	SI																	
Cormorants	2	0.0	1	0.0	0	0																	
Ardeids etc	1487	35.2	532	17.3	0	311																	
Ducks, grebes, pelicans	108	2.6	50	1.6	0	0																	
Rails, Coot etc	40	0.9	11	0.4	0	0																	
Waders	2520	59.6	2440	79.5	0	4																	
Gulls and terns	70	1.7	35	1.1	0	35																	
TOTAL	4227		3069		0	350																	

Date of count: 14 May 2006

n/c = site not counted High tide measured at TBT:

indicates count consists of or includes a count made up to one week either side of the count date

% = count made at evening roost

Wetland-dependant species																						
Species	SRA	SRB	DBA	DBB	DBC	DBD	DBE	DBF (TBT)	WEP	NW / LFS	TKC	LC	TSW	MPST	ST	MPNR	Ramsar ponds	Ramsar intertidal areas	Ramsar Site	DEEP BAY AREA	Shuen Wan	Starling Inlet
Osprey																	0		0	0		
Black Kite	0	2	1					0			0	18	1	3	1	2	22	0	24	28		1
White-bellied Sea Eag																0			0	0		
Eastern Marsh Harrier	1															0			0	1		

Common Buzzard																0			0	0		
Greater Spotted Eagle	0	0						0		0	0	0	0	0	0	0	0	0	0	0		
Imperial Eagle	0	0						0		0	0	0	0	0	0	0	0	0	0	0		
Peregrine Falcon																0			0	0		
Pied Kingfisher	0	2	4					3	1		0	1	1	0	0	3	3	0	6	15		1
Common Kingfisher	0	4	1					0	2		2	1	2	1	2	1	5	0	6	16		
White-throated Kingfisher	0	1	3					0			0	0	0	0	1	0	0	0	0	5		
Black-capped Kingfisher	0	0						0			0	0	0	0	0	0	0	0	0	0		
Red-billed Starling	0	0						0			0	0	0	0	0	0	0	0	0	0		
Collared Crow	0	0	2					0			1	6	0	0	0	0	6	0	6	9		
Bonelli's Eagle																						
Crested Serpent Eagle			1																			

Summary of Waterbird Count, June 2006

SPECIES	SRA	SRB	DBA	DBB	DBC	DBD	DBE	DBF (TBT)	NW / LFS	WEP	TKC	LC	TSW	MPST	ST	MPNR	Ramsar ponds	Ramsar intertidal areas	Ramsar Site	DEEP BAY AREA	Shuen Wan	Starling Inlet
Little Grebe	17	6						20		3	1	0	8	3	4	26	25	0	51	88		2
Great Crested Grebe																0			0	0		
Great Cormorant	0	0						0			0	0	0	0	0	0	0	0	0	0		
Dalmatian Pelican																0			0	0		
Grey Heron	1	1	1		1			1		1	0	0	0	0	0	2	1	1	4	8		4
Purple Heron																0			0	0		
Great Egret	8	4	157		76	36	42	16	18	4	22	4	30	93	7	191	144	155	490	708		155
Intermediate Egret	0	0						1		4	3	0	0	0	1	8	3	0	11	17		6
Little Egret	6	23	495		129	7	9	16	25	3	56	11	26	16	16	399	84	145	628	1237		42
Swinhoe's Egret																0			0	0		1
Pacific Reef Egret																0			0	0		
Cattle Egret	0	1	15		23			1			1	0	0	0	1	77	0	23	100	119		36
Chinese Pond Heron	5	10	54		3	3		8	3		36	16	22	0	8	9	71	6	86	177		4
Striated Heron	0	0	1		2			0			0	0	0	0	0	3	0	2	5	6		
B-c Night Heron	9	3	226		2			1		1	4	2	2	23	8	4	31	2	37	285		118
Yellow Bittern	3	1	2					2		1	0	0	0	0	2	0	1	0	1	11		
Cinnamon Bittern																0			0	0		
Great Bittern																0			0	0		
Black Stork																0			0	0		
Black-headed Ibis																0			0	0		
Eurasian Spoonbill																0			0	0		
Black-faced Spoonbill																10			10	10		
Common Shelduck																0			0	0		
Eurasian Wigeon	0	0						0			0	0	0	0	0	0	0	0	0	0		
Falcated Duck																0			0	0		
Gadwall																0			0	0		
Baikal Teal																0			0	0		
Common Teal	0	0						0			0	0	0	0	0	0	0	0	0	0		
Mallard																0			0	0		
Spot-billed Duck																0			0	0		
Chinese Spotbill																0			0	0		
Burmese Spotbill																0			0	0		
Northern Pintail																0			0	0		
Garganey																0			0	0		
Northern Shoveler																0			0	0		
Common Pochard																0			0	0		
Baer's Pochard																0			0	0		
Tufted Duck																0			0	0		
Greater Scaup																0			0	0		
Red-breasted Merganser																0			0	0		
Duck sp.																0			0	0		
Slaty-breasted Rail																0			0	0		
Water Rail																0			0	0		
White-breasted Waterhen	4	3	8		5	1		8	2	2	5	0	1	2	0	4	9	6	19	45		3

Watercock																	0	0	0	0
Common Moorhen	0	0	19					0			0	0	0	0	0	0	0	0	0	19
Eurasian Coot																	0	0	0	0
Pheasant-tailed Jacana	1																0	0	0	1
Greater Painted Snipe							5										1	1	1	6
Black-winged Stilt			1														32	32	32	33
Pied Avocet																	0	0	0	0
Oriental Pratincole																	0	0	0	0
Northern Lapwing																	0	0	0	0
Grey-headed Lapwing																	0	0	0	0
Pacific Golden Plover																	0	0	0	0
Grey Plover																	14	14	14	14
Common Ringed Plover																	0	0	0	0
Little Ringed Plover	0	1	4					0	4	0	0	0	0	0	1	2	0	3	10	10
Kentish Plover																	0	0	0	0
Lesser Sand Plover																	2	2	2	2
Greater Sand Plover																	11	11	11	11
Black-tailed Godwit																	0	0	0	0
Bar-tailed Godwit																	0	0	0	0
Whimbrel																	3	3	3	3
Eurasian Curlew																	32	32	32	32
Far Eastern Curlew																	0	0	0	0
Spotted Redshank																	0	0	0	0
Common Redshank																	4	4	4	4
Marsh Sandpiper																	0	0	0	0
Common Greenshank																	73	73	73	73
Nordmann's Greenshank																	0	0	0	0
Green Sandpiper	0	0						0	0	0	0	0	0	0	0	0	0	0	0	0
Wood Sandpiper	0	0						0	0	0	0	0	0	0	0	0	0	0	0	0
Terek Sandpiper																	122	122	122	122
Common Sandpiper	0	0						0	0	1	0	0	1	0	1	0	1	0	1	2
Grey-tailed Tattler																	0	0	0	0
Ruddy Turnstone																	0	0	0	0
Red-necked Phalarope																	0	0	0	0
Pintail Snipe																	0	0	0	0
Swinhoe's Snipe																	0	0	0	0
Pintail/Swinhoe's Snipe																	0	0	0	0
Common Snipe																	0	0	0	0
Long-billed Dowitcher																	0	0	0	0
Asian Dowitcher																	0	0	0	0
Red Knot																	0	0	0	0
Great Knot																	0	0	0	0
Sanderling																	0	0	0	0
Red-necked Stint																	0	0	0	0
Little Stint																	0	0	0	0
Temminck's Stint																	0	0	0	0
Long-toed Stint																	0	0	0	0
Pectoral Sandpiper																	0	0	0	0

Sharp-tailed Sandpiper																	0		0	0		
Dunlin																	0		0	0		
Curlew Sandpiper																	0		0	0		
Spoon-billed Sandpiper																	0		0	0		
Broad-billed Sandpiper																	0		0	0		
Ruff																	0		0	0		
Small wader spp.																	0		0	0		
Wader sp.			10														0		0	10		
Black-tailed Gull																	0		0	0		
Heuglin's Gull																	0		0	0		
Yellow-legged Gull																	0		0	0		
Slaty-backed Gull																	0		0	0		
Pallas's Gull																	0		0	0		
Large Gull spp.																	0		0	0		
Brown-headed Gull																	0		0	0		
Black-headed Gull	0	0	1					0			0	0	0	0	0	0	0	0	0	1		
Saunders's Gull																	0		0	0		
Whiskered Tern																	0		0	0		
White-winged Tern																	0		0	0		
Gull-billed Tern			3														8		8	11		
Caspian Tern																	0		0	0		
Total	54	56	994	0	241	47	51	74	48	24	132	34	89	137	48	1036	372	340	1748	3065	0	371
	Deep Bay Area	%	Ramsar Site	%	SW	SI																
Cormorants	0	0.0	0	0.0	0	0																
Ardeids etc	2578	84.1	1372	78.5	0	366																
Ducks, grebes, pelicans	88	2.9	51	2.9	0	2																
Rails, Coot etc	64	2.1	19	1.1	0	3																
Waders	323	10.5	298	17.0	0	0																
Gulls and terns	12	0.4	8	0.5	0	0																
TOTAL	3065		1748		0	371																
Date of count: 11 Jun 2006																						
n/c = site not counted		High tide measured at TBT:																				
# indicates count consists of or includes a count made up to one week either side of the count date																						
% = count made at evening roost																						
Wetland-dependant species																						
Species	SRA	SRB	DBA	DBB	DBC	DBD	DBE	DBF (TBT)	NW / LFS	WEP	TKC	LC	TSW	MPST	ST	MPNR	Ramsar ponds	Ramsar intertidal areas	Ramsar Site	DEEP BAY AREA	Shuen Wan	Starling Inlet
Osprey			1													1			1	2		
Black Kite	0	0	1		3			0			0	5	0	0	1	0	5	0	5	10		
White-bellied Sea Eag																0			0	0		
Eastern Marsh Harrier																0			0	0		
Common Buzzard																0			0	0		
Greater Spotted Eagle	0	0						0			0	0	0	0	0	0	0	0	0	0		

Imperial Eagle	0	0						0			0	0	0	0	0	0	0	0	0	0	0		
Peregrine Falcon															0			0	0				
Pied Kingfisher	2	9	4		2			6		2	0	2	0	3	0	4	10	0	14	34			4
Common Kingfisher	1	5			1			1		1	3	0	1	0	2	3	3	2	8	18			
White-throated Kingfisher	0	2	1		4	1	1	0	1	0	0	0	0	0	0	0	0	1	1	10			1
Black-capped Kingfisher	0	0						0		0	0	0	0	0	0	0	0	6	6	0			
Red-billed Starling	0	0						0		0	0	0	0	9	0	0	0	0	0	9			
Collared Crow	0	0	1		7			9		1	4	29	0	0	0	7	35	3	45	58			
Bonelli's Eagle		2																					

Summary of Waterbird Count, July 2006

SPECIES	SRA	SRB	DBA	DBB	DBC	DBD	DBE	DBF (TBT)	NW / LFS	WEP	TKC	LC	TSW	MPST	ST	MPNR	Ramsar ponds	Ramsar intertidal areas	Ramsar Site	DEEP BAY AREA	Shuen Wan	Starling Inlet
Little Grebe	13	13	2					27			1	0	2	1	9	8	14	0	22	76		
Great Crested Grebe																0			0	0		
Great Cormorant	0	0						0			0	0	0	0	0	1	0	0	1	1		
Dalmatian Pelican																0			0	0		
Grey Heron	13	0	2	1		1		1		1	0	0	0	0	0	0	1	2	3	19		3
Purple Heron																1			1	1		
Great Egret	45	12	392	5	36	157	32	18		16	31	5	15	7	4	75	43	232	350	850		55
Intermediate Egret	1	1						0		3	0	0	0	0	0	0	0	0	0	5		2
Little Egret	16	27	477		21	162	51	89		12	50	13	25	10	9	21	143	250	414	983		34
Swinhoe's Egret																0			0	0		
Pacific Reef Egret																0			0	0		
Cattle Egret	5	3	3			11	4	0			1	0	0	12	0	25	13	15	53	64		95
Chinese Pond Heron	6	23	48				1	12		2	55	7	15	10	22	5	69	1	75	206		3
Striated Heron	0	0	2					0			0	0	0	0	0	2	0	0	2	4		
B-c Night Heron	42	12	61	2		2	1	1		1	2	4	3	13	4	3	22	5	30	151		58
Yellow Bittern	0	0	2					0		1	0	0	0	0	0	0	0	0	0	3		
Cinnamon Bittern																0			0	0		
Great Bittern																0			0	0		
Black Stork																0			0	0		
Black-headed Ibis																0			0	0		
Eurasian Spoonbill																0			0	0		
Black-faced Spoonbill																11			11	11		
Common Shelduck																0			0	0		
Eurasian Wigeon	0	0						0			0	0	0	0	0	0	0	0	0	0		
Falcated Duck																0			0	0		
Gadwall																0			0	0		
Baikal Teal																0			0	0		
Common Teal	0	0						0			0	0	0	0	0	0	0	0	0	0		
Mallard																0			0	0		
Spot-billed Duck																2			2	2		
Chinese Spotbill																0			0	0		
Burmese Spotbill																0			0	0		
Northern Pintail																0			0	0		
Garganey																0			0	0		
Northern Shoveler																0			0	0		
Common Pochard																0			0	0		
Baer's Pochard																0			0	0		
Tufted Duck																0			0	0		
Greater Scaup																0			0	0		
Red-breasted Merganser																0			0	0		
Duck sp.																0			0	0		
Slaty-breasted Rail																0			0	0		
Water Rail																0			0	0		
White-breasted Waterhen	6	2	6			1	2	6		2	6	0	1	2	2	3	12	3	18	39		3
Watercock																0			0	0		
Common Moorhen	0	0	11					0		1	0	0	0	0	0	0	0	0	0	12		
Eurasian Coot																0			0	0		

Pheasant-tailed Jacana																	0			0	0
Greater Painted Snipe																	0			0	0
Black-winged Stilt	1		13														27			27	48
Pied Avocet																	0			0	0
Oriental Pratincole																	0			0	0
Northern Lapwing																	0			0	0
Grey-headed Lapwing																	0			0	0
Pacific Golden Plover																	0			0	0
Grey Plover																	7			7	7
Common Ringed Plover																	0			0	0
Little Ringed Plover	3	0	16				0	9	0	0	0	0	1	4	0	0	4			4	33
Kentish Plover																	0			0	0
Lesser Sand Plover																	14			14	14
Greater Sand Plover																	0			0	0
Black-tailed Godwit																	11			11	11
Bar-tailed Godwit																	0			0	0
Whimbrel																	11			11	11
Eurasian Curlew																	2			2	2
Far Eastern Curlew																	0			0	0
Spotted Redshank																	0			0	0
Common Redshank						50											150			150	200
Marsh Sandpiper																	0			0	0
Common Greenshank																	40			40	40
Nordmann's Greenshank																	0			0	0
Green Sandpiper	0	0	1				0	0	0	0	0	0	0	0	0	0	0			0	1
Wood Sandpiper	0	0	12				0	0	0	0	2	0	0	2	0	2	2			2	14
Terek Sandpiper																	0			0	0
Common Sandpiper	1	2	18				2	1	1	0	2	0	0	0	3	2	5			5	27
Grey-tailed Tattler																	0			0	0
Ruddy Turnstone																	0			0	0
Red-necked Phalarope																	0			0	0
Pintail Snipe																	0			0	0
Swinhoe's Snipe																	0			0	0
Pintail/Swinhoe's Snipe																	0			0	0
Common Snipe																	0			0	0
Long-billed Dowitcher																	0			0	0
Asian Dowitcher																	0			0	0
Red Knot																	0			0	0
Great Knot																	0			0	0
Sanderling																	0			0	0
Red-necked Stint																	0			0	0
Little Stint																	0			0	0
Temminck's Stint																	0			0	0
Long-toed Stint																	0			0	0
Pectoral Sandpiper																	0			0	0
Sharp-tailed Sandpiper																	0			0	0
Dunlin																	0			0	0
Curlew Sandpiper																	0			0	0
Spoon-billed Sandpiper																	0			0	0
Broad-billed Sandpiper																	0			0	0

Ruff																		0			0	0		
Small wader spp.																		0			0	0		
Wader sp.																		0			0	0		
Black-tailed Gull																		0			0	0		
Heuglin's Gull																		0			0	0		
Yellow-legged Gull																		0			0	0		
Slaty-backed Gull																		0			0	0		
Pallas's Gull																		0			0	0		
Large Gull spp.																		0			0	0		
Brown-headed Gull																		0			0	0		
Black-headed Gull	0	0						0		0	0	0	0	0	0	0	0	0	0	0	0	0		
Saunders's Gull																		0			0	0		
Whiskered Tern																		0			0	0		
White-winged Tern																		0			0	0		
Gull-billed Tern																		0			0	0		
Caspian Tern																		0			0	0		
Total	152	95	1066	58	57	336	91	155	n/c	56	146	31	61	57	51	423	322	510	1255	2835	0	253		
	Deep Bay Area	%	Ramsar Site	%	SW	SI																		
Cormorants	1	0.0	1	0.1	0	0																		
Ardeids etc	2297	81.0	939	74.8	0	250																		
Ducks, grebes, pelicans	78	2.8	24	1.9	0	0																		
Rails, Coot etc	51	1.8	18	1.4	0	3																		
Waders	408	14.4	273	21.8	0	0																		
Gulls and terns	0	0.0	0	0.0	0	0																		
TOTAL	2835		1255		0	253																		
Date of count: 9 Jul 2006																								
n/c = site not counted		High tide measured at TBT:																						
# indicates count consists of or includes a count made up to one week either side of the count date																								
% = count made at evening roost																								
Wetland-dependant species																								
Species	SRA	SRB	DBA	DBB	DBC	DBD	DBE	DBF (TBT)	NW / LFS	WEP	TKC	LC	TSW	MPST	ST	MPNR	Ramsar ponds	Ramsar intertidal areas	Ramsar Site	DEEP BAY AREA	Shuen Wan	Starling Inlet		
Osprey								1								0			0	1			1	
Black Kite	0	1						0			0	5	2	0	0	1	6	0	7	9				
White-bellied Sea Eag																0			0	0				
Eastern Marsh Harrier																0			0	0				
Common Buzzard																0			0	0				
Greater Spotted Eagle	0	0						0			0	0	0	0	0	0	0	0	0	0				
Imperial Eagle	0	0						0			0	0	0	0	0	0	0	0	0	0				
Peregrine Falcon																1			1	1				
Pied Kingfisher	0	2	4				1	3		3	0	0	0	0	0	1	3	0	4	14			4	
Common Kingfisher	3	5	2					3		1	1	0	2	1	2	0	7	1	8	20			2	
White-throated Kingfisher	2	6	4				1	4		2	0	0	0	0	0	0	6	0	6	19			4	
Black-capped Kingfisher	0	0	3					0			0	0	0	0	0	0	0	1	1	3				
Red-billed Starling	0	0						0			0	0	0	0	16	0	0	0	0	16				
Collared Crow	0	0	2					1			5	18	0	0	0	8	21	0	29	34				

Summary of Waterbird Count, August 2006

SPECIES	SRA	SRB	DBA	DBB	DBC	DBD	DBE	DBF (TBT)	NW / LFS	WEP	TKC	LC	TSW	MPST	ST	MPNR	Ramsar ponds	Ramsar intertidal areas	Ramsar Site	DEEP BAY AREA	Shuen Wan	Starling Inlet
Little Grebe	7	10						33			10	0	0	12	14	14	48	0	62	100		4
Great Crested Grebe																0			0	0		
Great Cormorant	0	0						0			0	0	0	0	0	1	0	0	1	1		
Dalmatian Pelican																0			0	0		
Grey Heron	1	0	1					2			0	0	0	0	1	5	2	0	7	10		3
Purple Heron																0			0	0		
Great Egret	7	2	221	80		30	60	26	13	3	9	9	3	3	5	34	34	176	244	505	83	93
Intermediate Egret	0	0						0			0	0	0	0	0	0	0	0	0	0		2
Little Egret	11	9	588	72		20	40	51	11	2	70	20	23	33	20	56	161	139	356	1026	20	23
Swinhoe's Egret																0			0	0		
Pacific Reef Egret																0			0	0		
Cattle Egret	0	16	5					0			3	0	8	5	8	0	14	0	14	45		28
Chinese Pond Heron	26	13	30	1		5	3	12	1	4	55	4	14	23	14	17	94	9	120	222	11	6
Striated Heron	0	0	2					0			0	0	1	0	0	8	1	0	9	11		
B-c Night Heron	0	4	195					2			0	0	0	1	0	4	3	0	7	206	18	42
Yellow Bittern	0	0						0		1	0	0	0	0	0	0	0	0	0	1		
Cinnamon Bittern																0			0	0		
Great Bittern																0			0	0		
Black Stork																0			0	0		
Black-headed Ibis																0			0	0		
Eurasian Spoonbill																0			0	0		
Black-faced Spoonbill																11			11	11		
Common Shelduck																0			0	0		
Eurasian Wigeon	1	0						0			0	0	0	0	0	0	0	0	0	1		
Falcated Duck																0			0	0		
Gadwall																0			0	0		
Baikal Teal																0			0	0		
Common Teal	0	0						0			0	0	0	0	0	0	0	0	0	0		
Mallard																0			0	0		
Spot-billed Duck																0			0	0		
Chinese Spotbill																0			0	0		
Burmese Spotbill																0			0	0		
Northern Pintail																0			0	0		
Garganey																0			0	0		
Northern Shoveler																0			0	0		
Common Pochard																0			0	0		
Baer's Pochard																0			0	0		
Tufted Duck																0			0	0		
Greater Scaup																0			0	0		
Red-breasted Merganser																0			0	0		
Duck sp.																0			0	0		
Slaty-breasted Rail																0			0	0		
Water Rail																0			0	0		
White-breasted Waterhen	1	0	10	5				3	2		0	0	1	0	0	1	3	5	9	23		4
Watercock																0			0	0		
Common Moorhen	0	0	9	1				0			1	0	0	0	0	0	0	1	1	11		2
Eurasian Coot																0			0	0		

Pheasant-tailed Jacana																0		0	0		
Greater Painted Snipe																0		0	0		
Black-winged Stilt	46		5													62		62	113		
Pied Avocet																0		0	0		
Oriental Pratincole																0		0	0		
Northern Lapwing																0		0	0		
Grey-headed Lapwing																0		0	0		
Pacific Golden Plover			1													2		2	3		
Grey Plover																4		4	4		
Common Ringed Plover																0		0	0		
Little Ringed Plover	44	0	8				0			6	0	0	0	0		3	2	0	5	61	
Kentish Plover																0		0	0		
Lesser Sand Plover																10		10	10		
Greater Sand Plover			2													180		180	182		
Black-tailed Godwit																30		30	30		
Bar-tailed Godwit																0		0	0		
Whimbrel																33		33	33		
Eurasian Curlew			2													64		64	66		
Far Eastern Curlew																0		0	0		
Spotted Redshank																0		0	0		
Common Redshank			70													830		830	900		
Marsh Sandpiper																20		20	20		
Common Greenshank			15													970		970	985	2	
Nordmann's Greenshank																0		0	0		
Green Sandpiper	2	0					0			3	0	1	0	1		0	2	0	2	7	
Wood Sandpiper	95	0	23				5			0	0	0	0	0		10	0	5	15	133	
Terek Sandpiper				1												0		0	1		
Common Sandpiper	3	3	7	1			1	2		2	5	3	1	1	0	0	12	2	14	29	1
Grey-tailed Tattler			1													0		0	1		
Ruddy Turnstone																0		0	0		
Red-necked Phalarope																0		0	0		
Pintail Snipe																0		0	0		
Swinhoe's Snipe																0		0	0		
Pintail/Swinhoe's Snipe																0		0	0		
Common Snipe																0		0	0		
Long-billed Dowitcher																0		0	0		
Asian Dowitcher																0		0	0		
Red Knot																0		0	0		
Great Knot																0		0	0		
Sanderling																0		0	0		
Red-necked Stint																36		36	36		
Little Stint																0		0	0		
Temminck's Stint																0		0	0		
Long-toed Stint	7															0		0	7		
Pectoral Sandpiper																0		0	0		
Sharp-tailed Sandpiper																0		0	0		
Dunlin																0		0	0		
Curlew Sandpiper																7		7	7		
Spoon-billed Sandpiper																0		0	0		
Broad-billed Sandpiper																0		0	0		

Ruff																	0			0	0		
Small wader spp.																	0			0	0		
Wader sp.																	0			0	0		
Black-tailed Gull																	0			0	0		
Heuglin's Gull																	0			0	0		
Yellow-legged Gull																	0			0	0		
Slaty-backed Gull																	0			0	0		
Pallas's Gull																	0			0	0		
Large Gull spp.																	0			0	0		
Brown-headed Gull																	0			0	0		
Black-headed Gull	0	0					0			0	0	0	0	1			0	0	0	0	1		
Saunders's Gull																	0			0	0		
Whiskered Tern																	0			0	0		
White-winged Tern																	0			0	0		
Gull-billed Tern																	0			0	0		
Caspian Tern																	0			0	0		
Total	251	57	1195	161	0	55	104	136	27	12	162	36	52	78	64	2412	376	337	3125	4802		134	208
	Deep Bay Area	%	Ramsar Site	%	SW	SI																	
Cormorants	1	0.0	1	0.0	0	0																	
Ardeids etc	2037	42.4	768	24.6	132	197																	
Ducks, grebes, pelicans	101	2.1	62	2.0	0	4																	
Rails, Coot etc	34	0.7	10	0.3	0	6																	
Waders	2628	54.7	2284	73.1	2	1																	
Gulls and terns	1	0.0	0	0.0	0	0																	
TOTAL	4802		3125		134	208																	

Date of count: 13 August 2006

n/c = site not counted High tide measured at TBT:

indicates count consists of or includes a count made up to one week either side of the count date

% = count made at evening roost

Wetland-dependant species																							
Species	SRA	SRB	DBA	DBB	DBC	DBD	DBE	DBF (TBT)	NW / LFS	WEP	TKC	LC	TSW	MPST	ST	MPNR	Ramsar ponds	Ramsar intertidal areas	Ramsar Site	DEEP BAY AREA	Shuen Wan	Starling Inlet	
Osprey		1	1							1						0			0	3			
Black Kite	0	3		1				1			0	5	0	4	3	1	10	0	11	18	5		
White-bellied Sea Eag																0			0	0	2		
Eastern Marsh Harrier																0			0	0			
Common Buzzard																0			0	0			
Greater Spotted Eagle	0	0						0			0	0	0	0	0	0	0	0	0	0			
Imperial Eagle	0	0						0			0	0	0	0	0	0	0	0	0	0			
Peregrine Falcon																0			0	0			
Pied Kingfisher	1	4	5					2			0	0	1	0	0	3	3	0	6	16		4	
Common Kingfisher	5	9	2					6		4	3	1	1	2	2	5	11	0	16	40	1	2	
White-throated Kingfisher	3	7	4	1			1	7	1		2	0	1	1	0	4	12	0	16	32	1	3	
Black-capped Kingfisher	0	0	1					0			0	0	0	1	0	0	1	2	3	2			
Red-billed Starling	0	0						0			0	0	0	0	0	0	0	0	0	0			
Collared Crow	0	0	3					1			0	10	3	0	0	1	11	0	12	18	77		

Summary of Waterbird Count, September 2006

SPECIES	SRA	SRB	DBA	DBB	DBC	DBD	DBE	DBF (TBT)	NW / LFS	WEP	TKC	LC	TSW	MPST	ST	MPNR	Ramsar ponds	Ramsar intertidal areas	Ramsar Site	DEEP BAY AREA	Shuen Wan	Starling Inlet
Little Grebe	13	18	3					36		3	7	0	10	0	9	22	44	0	66	121		
Great Crested Grebe																0			0	0		
Great Cormorant	0	0						0			0	1	0	0	0	0	1	0	1	1		
Dalmatian Pelican																0			0	0		
Grey Heron	4	1	16		75			4		2	0	2	4	2	0	59	9	75	143	169		
Purple Heron															1	1			1	2		
Great Egret	15	9	316	4	80	22	2	27	27	4	17	10	9	3	6	50	37	118	205	601		
Intermediate Egret	2	0						0		2	0	1	0	0	0	1	1	0	2	6		
Little Egret	22	37	342	11	140	77	7	217	66	6	63	52	39	12	49	44	314	265	623	1184		
Swinhoe's Egret																0			0	0		
Pacific Reef Egret																0			0	0		
Cattle Egret	1	7						11			10	4	3	5	2	46	29	0	75	89		
Chinese Pond Heron	17	34	38	1	2	7	1	8	1	11	46	10	23	9	19	21	75	11	107	248		
Striated Heron	0	0	1					0			0	0	0	0	0	2	0	0	2	3		
B-c Night Heron	1	7	103			2		4	1		0	0	2	19	1	4	26	2	32	144		
Yellow Bittern	3	0	1					2		3	0	0	0	0	0	3	2	0	5	12		
Cinnamon Bittern																0			0	0		
Great Bittern																0			0	0		
Black Stork																0			0	0		
Black-headed Ibis																0			0	0		
Eurasian Spoonbill																0			0	0		
Black-faced Spoonbill																0			0	0		
Common Shelduck																0			0	0		
Eurasian Wigeon	0	0						0			0	0	0	0	0	0	0	0	0	0		
Falcated Duck																0			0	0		
Gadwall																0			0	0		
Baikal Teal																0			0	0		
Common Teal	0	0						0			0	0	0	0	0	0	0	0	0	0		
Mallard																0			0	0		
Spot-billed Duck																0			0	0		
Chinese Spotbill																0			0	0		
Burmese Spotbill																0			0	0		
Northern Pintail																0			0	0		
Garganey																0			0	0		
Northern Shoveler																0			0	0		
Common Pochard																0			0	0		
Baer's Pochard																0			0	0		
Tufted Duck																0			0	0		
Greater Scaup																0			0	0		
Red-breasted Merganser																0			0	0		
Duck sp.																0			0	0		
Slaty-breasted Rail																0			0	0		
Water Rail																0			0	0		
White-breasted Waterhen	2	2	12					1	1	1	2	1	0	0	2	2	3	0	5	26		
Watercock																0			0	0		
Common Moorhen	0	0	11					1			0	0	0	0	0	1	0	0	1	13		
Eurasian Coot																0			0	0		

Pheasant-tailed Jacana																0		0	0		
Greater Painted Snipe																0		0	0		
Black-winged Stilt	19		88								12		1		102		102	222			
Pied Avocet															0		0	0			
Oriental Pratincole															0		0	0			
Northern Lapwing															0		0	0			
Grey-headed Lapwing															0		0	0			
Pacific Golden Plover															0		0	0			
Grey Plover#															22		22	22			
Common Ringed Plover															0		0	0			
Little Ringed Plover	0	1	24				0	7		0	0	1	0	0	2	1	0	3	35		
Kentish Plover															1		1	1			
Lesser Sand Plover															0		0	0			
Greater Sand Plover			1												36		36	37			
Black-tailed Godwit#															214		214	214			
Bar-tailed Godwit															7		7	7			
Whimbrel		1						10							157		157	168			
Eurasian Curlew			1												67		67	68			
Far Eastern Curlew															0		0	0			
Spotted Redshank															6		6	6			
Common Redshank#			116						1						267		267	384			
Marsh Sandpiper#			70						2						570		570	642			
Common Greenshank#			38						18						898		898	954			
Nordmann's Greenshank															0		0	0			
Green Sandpiper	4	0	1				0	1	1	0	0	0	0	0	0	0	0	7			
Wood Sandpiper	26	0	56				0			0	0	0	0	0	74	0	74	156			
Terek Sandpiper															7		7	7			
Common Sandpiper	4	7	12		3		6	2	6	16	5	11	1	5	1	34	3	38	79		
Grey-tailed Tattler															0		0	0			
Ruddy Turnstone															0		0	0			
Red-necked Phalarope															0		0	0			
Pintail Snipe															0		0	0			
Swinhoe's Snipe															0		0	0			
Pintail/Swinhoe's Snipe	7										2				1		1	10			
Common Snipe															0		0	0			
Long-billed Dowitcher															0		0	0			
Asian Dowitcher															4		4	4			
Red Knot															2		2	2			
Great Knot															5		5	5			
Sanderling															0		0	0			
Red-necked Stint#															38		38	38			
Little Stint															0		0	0			
Temminck's Stint															0		0	0			
Long-toed Stint	6														1		1	7			
Pectoral Sandpiper															0		0	0			
Sharp-tailed Sandpiper															1		1	1			
Dunlin															3		3	3			
Curlew Sandpiper#															10		10	10			
Spoon-billed Sandpiper															0		0	0			
Broad-billed Sandpiper#															13		13	13			

Ruff			1													1			1	2		
Small wader spp.																0			0	0		
Wader sp.			170													0			0	170		
Black-tailed Gull																0			0	0		
Heuglin's Gull																0			0	0		
Yellow-legged Gull																0			0	0		
Slaty-backed Gull																0			0	0		
Pallas's Gull																0			0	0		
Large Gull spp.																0			0	0		
Brown-headed Gull																0			0	0		
Black-headed Gull	0	0						0			0	0	0	0	0	0	0	0	0	0		
Saunders's Gull																0			0	0		
Whiskered Tern			6													0			0	6		
White-winged Tern																0			0	0		
Gull-billed Tern																0			0	0		
Caspian Tern																0			0	0		
Total	146	123	1428	16	300	108	10	317	105	70	162	86	116	51	95	2766	576	474	3816	5899	0	0
	Deep Bay Area	%	Ramsar Site	%	SW	SI																
Cormorants	1	0.0	1	0.0	0	0																
Ardeids etc	2458	41.7	1195	31.3	0	0																
Ducks, grebes, pelicans	121	2.1	66	1.7	0	0																
Rails, Coot etc	39	0.7	6	0.2	0	0																
Waders	3274	55.5	2548	66.8	0	0																
Gulls and terns	6	0.1	0	0.0	0	0																
TOTAL	5899		3816		0	0																
Date of count: 10 Sep 2006																						
n/c = site not counted	High tide measured at TBT:																					
# indicates count consists of or includes a count made up to one week either side of the count date																						
% = count made at evening roost																						
Wetland-dependant species																						
Species	SRA	SRB	DBA	DBB	DBC	DBD	DBE	DBF (TBT)	NW / LFS	WEP	TKC	LC	TSW	MPST	ST	MPNR	Ramsar ponds	Ramsar intertidal areas	Ramsar Site	DEEP BAY AREA	Shuen Wan	Starling Inlet
Osprey			1			2										0			0	3		
Black Kite	0	2	3			6		2			0	1	15	5	5	0	23	2	25	39		
White-bellied Sea Eag																0			0	0		
Eastern Marsh Harrier																0			0	0		
Common Buzzard																0			0	0		
Greater Spotted Eagle	0	0						0			0	0	0	0	0	0	0	0	0	0		
Imperial Eagle	0	0						0			0	0	0	0	0	0	0	0	0	0		
Peregrine Falcon																0			0	0		
Pied Kingfisher	1	3	4					5		1	1	1	2	0	1	2	8	0	10	21		
Common Kingfisher	5	16	2					5	1	2	17	6	8	0	6	2	30	0	32	70		
White-throated Kingfisher	1	2	6			1		2	1	2	1	0	3	0	1	2	4	0	6	22		
Black-capped Kingfisher	0	0	1					0			0	0	0	0	0	0	0	1	1	1		
Red-billed Starling	0	0						0			0	0	0	0	0	0	0	0	0	0		
Collared Crow	1	0	2					8			0	27	3	9	0	2	46	0	48	52		