

Tender Reference No. AFCD/SQ/18/09

**Mai Po Inner Deep Bay Ramsar Site
Waterbird Monitoring Programme
2009 - 10**

**Monthly Waterbird Monitoring
Summer 2009 Report**



Submitted by
The Hong Kong Bird Watching Society Ltd.
Approved Charitable Institution of a Public Character
to Agriculture, Fisheries & Conservation Department

Hong Kong SAR Government

November 2009



This report is printed on recycled paper

Tender Reference No. AFCD/SQ/18/09

Waterbird Monitoring at the Mai Po Inner Deep Bay Ramsar Site

Waterbird Count Coordinator

YU Yat Tung

The Hong Kong Bird Watching Society Ltd.

Data Contributors

John ALLCOCK, Gary CHOW, Forrest FONG, Vivian FU, Martin HALE, John and Jemi HOLMES, Tony HUNG, HUNG Wai-ming, Alan LAM, Shirley LAM, Roger H. LEE, LEE Hok-fei, Richard LEWTHWAITE, Carmen OR, Karl NG, PANG Chun-chiu, SHUM Ting-wing, SUNG Yik-hei, Captain Lun-cheong WONG, YU Yat-tung,
The Hong Kong Bird Watching Society Ltd.,
Shenzhen Bird Watching Society,
Agriculture, Fisheries and Conservation Department

Copyright

The project is part of the “Mai Po Inner Deep Bay Ramsar Site Waterbird Monitoring Programme 2009-10” funded by Agriculture, Fisheries and Conservation Department, Hong Kong SAR Government (AFCD). All the data shall be the property of the Government with full copyright.

Report available for public information

The Hong Kong Bird Watching Society Limited
14/F, Ruby Commercial Building, 480 Nathan Road
Yau Ma Tei, Kowloon, Hong Kong
E-mail: hkbws@hkbws.org.hk Website: www.hkbws.org.hk

And

Agriculture, Fisheries and Conservation Department
Hong Kong SAR Government
7/F, Cheung Sha Wan Government Offices
303 Cheung Sha Wan Road
Kowloon, Hong Kong
Website: www.afcd.gov.hk

This publication should be cited as

Anon. 2009. Summer 2009 Report on Waterbird Monitoring at the Mai Po Inner Deep Bay Ramsar Site. Report by Hong Kong Bird Watching Society to the Agriculture, Fisheries and Conservation Department, Hong Kong Special Administrative Region Government.

TABLE OF CONTENTS

REPORT

1. Introduction.....	6
2. Methodology	6
3. Results	6
3.1 Great Cormorant	8
3.2 Ardeids	8
3.3 Ducks, Grebes, Pelicans.....	9
3.4 Rails and Coots.....	9
3.5 Shorebirds	10
3.6 Gulls and Terns	11
3.7 Globally threatened species.....	12
4. Discussion.....	12
5. Acknowledgements.....	12
6. References	13

FIGURES

Figure 1. Waterbird numbers in summer in Deep Bay Area from 1999 to 2009	7
Figure 2. Waterbird numbers in summer in Ramsar Site from 1999 to 2009.....	7
Figure 3. Numbers of Ardeids in Deep Bay area in summer months (2000-2009)...	8
Figure 4. Numbers of Ducks and Grebes in Deep Bay area in summer months (2000-2009)	9
Figure 5. Numbers of Rail and Coots in Deep Bay area in summer months (2000-2009)	10
Figure 6. Numbers of Shorebirds in Deep Bay area in summer months (2000-2009)	11
Figure 7. Numbers of Gulls and Terns in Deep Bay area in summer months (2000-2009)	11

Map

Map 1. Map of Hong Kong showing location of the Mai Po Inner Mai Po Deep Bay Ramsar Site	15
Map 2. Location of count sites of the Waterbird Monitoring Programme	16

TABLES

Table 1a. Numbers of waterbird in the whole Deep Bay area during summer months, 1999-2009.....	18
Table 1b. Numbers of waterbird in the Ramsar Site during summer	

months, 1999-2009	18
Table 2. Summary of waterbird count for April 2009	18
Table 3. Summary of waterbird count for May 2009.....	19
Table 4. Summary of waterbird count for June 2009.....	19
Table 5. Summary of waterbird count for July 2009.....	19
Table 6. Summary of waterbird count for August 2009.....	20
Table 7. Summary of waterbird count for September 2009.....	20
Table 8. Numbers of waterbird species groups in the whole Deep Bay area, summer 2009	20

APPENDICES

Appendix 1. Counts of waterbird in April 2009	
Counts of waterbird in May 2009	
Counts of waterbird in June 2009	
Counts of waterbird in July 2009	
Counts of waterbird in August 2009	
Counts of waterbird in September 2009	

Summer 2009 Report on Waterbird Monitoring at the Mai Po Inner Deep Bay Ramsar Site

Report



The Hong Kong Bird Watching Society Limited



Agriculture, Fisheries and Conservation Department

Waterbird Monitoring Programme at the Mai Po Inner Deep Bay Ramsar Site

Monthly Waterbird Monitoring Summer 2009 Report

1. Introduction

Comprehensive counts of waterbirds in the Deep Bay area were first carried out as part of an Asian Waterbird Census undertaken by the Hong Kong Bird Watching Society (HKBWS) in 1979. These continued in January every winter (excluding 1980) until 1992-93 when they were expanded to cover the winter period from November to March. With the establishment of the Mai Po Inner Deep Bay Ramsar Site, a monthly waterbird monitoring programme was developed which was coordinated and carried out by the HKBWS with support from the Agriculture, Fisheries and Conservation Department (AFCD) since 1998. Monthly counts of waterbirds in the site form a major part of this programme, the others being counts of shorebirds during the migration season, and egret surveys during the breeding season. Monthly summary reports are produced, while seasonal reports are produced bi-annually, i.e. a summer report covering the period from April to September, and the winter report from October to March. This report concerns the summer period of 2009 under contract reference no. AFCD/SQ/18/09 during the period 2009-10.

2. Methodology

The methodology used and the areas covered are described in detail in the *Waterbird Count Handbook* (Carey undated, Carey 2002, Map 1, Map 2). In general, it involves surveying specified areas and, where possible, recording birds to individual fishponds or *gei wai*. Other variables, such as the vegetation surrounding each pond, the height of exposed edge to the pond and the percentage of pond bottom exposed as a result of drain-down are also measured four times a year. Tidal areas of Inner Deep Bay were surveyed simultaneously to ensure as little double-counting as possible occurs. Counts occur on a rising tide, preferably one that comes to about 2.0 m. Higher counts of individual species one week either side of the count date are included if they are considered to be more accurate than that made on the count day.

3. Results

The waterbird counts were scheduled on 12th April, 10th May, 7th June, 12th July, 9th August and 20th September during the 2009 summer. All these counts could completely cover sites within the Mai Po Inner Deep Bay Ramsar site. For the whole Deep Bay area, Shenzhen River B (also called Ma Tso Lung) had not been

completely surveyed since May 2009 because waterbird count surveyors were not allowed to enter some parts of the area by the land owners. In addition, part of the Deep Bay C, D and E were not surveyed in August due to a shortage of counters. The Hong Kong Wetland Park at Tin Shui Wai and Futian National Nature Reserve at Shenzhen, China were surveyed all months this summer. The total numbers of waterbird recorded in the whole Deep Bay area were 14,865 (April), 5,439 (May), 1,927 (June), 2,315 (July), 3,879 (August), and 5,913 (September) (Figure 1), while the equivalent figures in the Mai Po Inner Deep Bay Ramsar Site were 10,871, 3,695, 1,011, 1,322, 2,761 and 4,059 (figure 2). Many of these figures are similar to their monthly average figures.

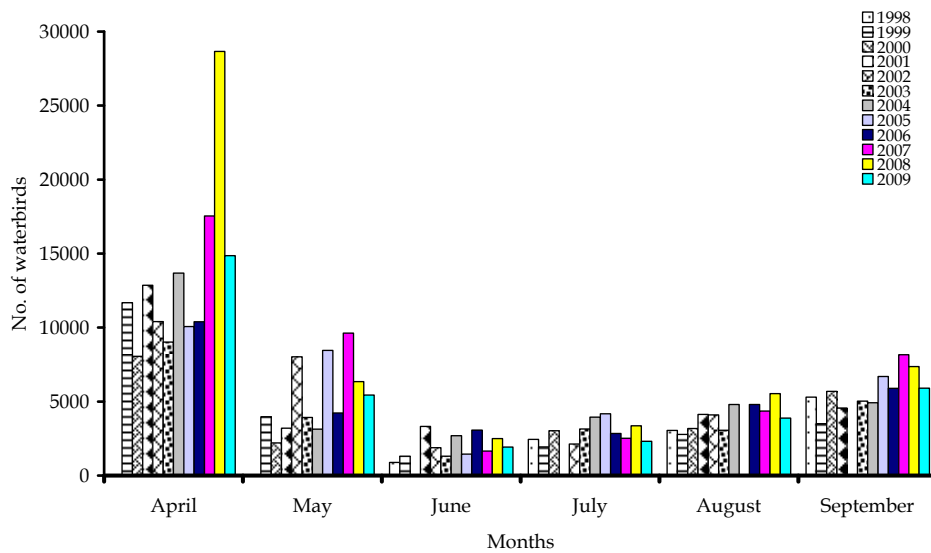


Figure 1. Waterbird numbers in summer in the Deep Bay area, 1998-2009.

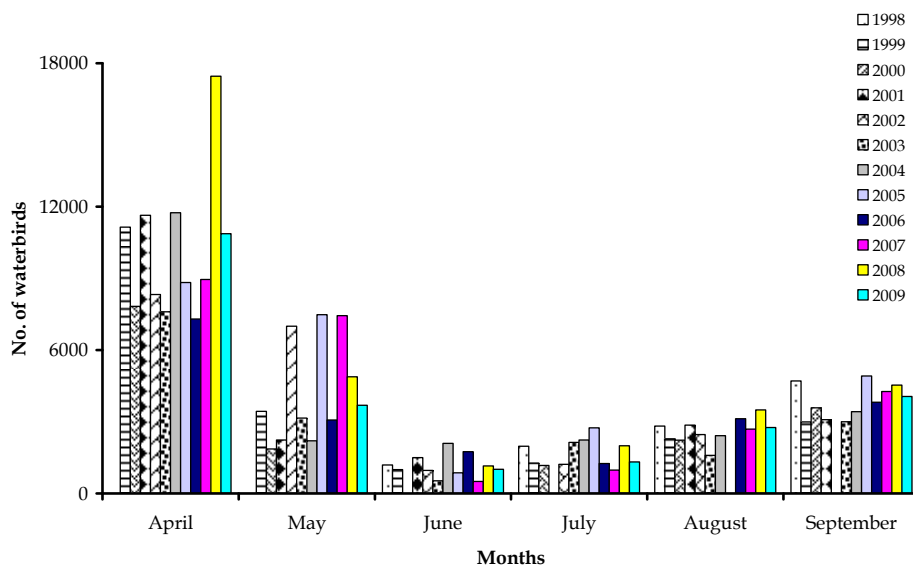


Figure 2. Waterbird numbers in summer in the Ramsar Site, 1998-2009.

All counts in summer months since 1999 are listed in Table 1a and 1b. Details of counts in summer 2008 were reported in the monthly summaries which are available from the Waterbird Monitoring Programme website at: <http://www.hkbws.org.hk/waterbird/>

Summaries of each count are presented in Table 2-7. Discussion below refers to each waterbird species group.

3.1 Great Cormorant

Great Cormorant *Phalacrocorax carbo* is mainly a winter visitor to Hong Kong, but a few individuals can occasionally be seen in the summer months. During 2009 summer, four were found in April, one in May and June, and two in July, August and September.

3.2 Ardeids

In this summer the highest count of ardeids was 1,926 recorded in the September count, which is a significant decrease of 25% from the previous year's highest count of 2,564 birds in August 2008. In fact, all months except April had lower figures than in 2008. Though Little Egret *Egretta garzetta* is still the most numerous species with a peak count of 787 individuals in the September count, it also showed a large decrease of 40% compared to the same figure of the previous year. Great Egrets *Egretta alba* also declined this summer as the highest count was only 585 individuals in the September count, while Chinese Pond Herons *Ardeola bacchus* had the peak count of 242 individuals in the August count, slightly lower than the previous year's peak count of 260 individuals.

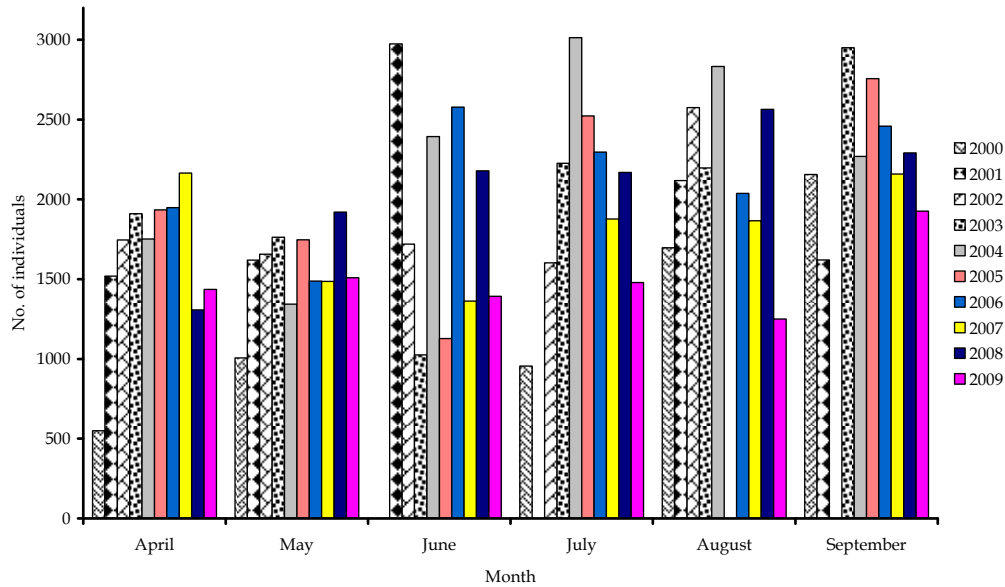


Figure 3. Numbers of Ardeids in the Deep Bay area in summer months (2000-2009).

An egretry count was also undertaken in the summer to monitor ardeid breeding populations in Hong Kong under this Waterbird Monitoring Programme. Further details can be found in the Egretry Report published later this year.

3.3 Ducks, Grebes, Pelicans

Numbers of this group are usually low in summer months because large numbers of ducks only stay in Deep Bay area over the winter. The peak summer count of this group was 337 in April, which included 142 resident Little Grebes *Tachybaptus ruficollis* and 137 passage Garganeys *Anas querquedula*. Figure 4 shows monthly figures of this group in summer since 2000. In comparison to figures of the previous year (i.e. 2008), the April and May counts were higher, the June, July and August were quite similar, while the count was lower in September.

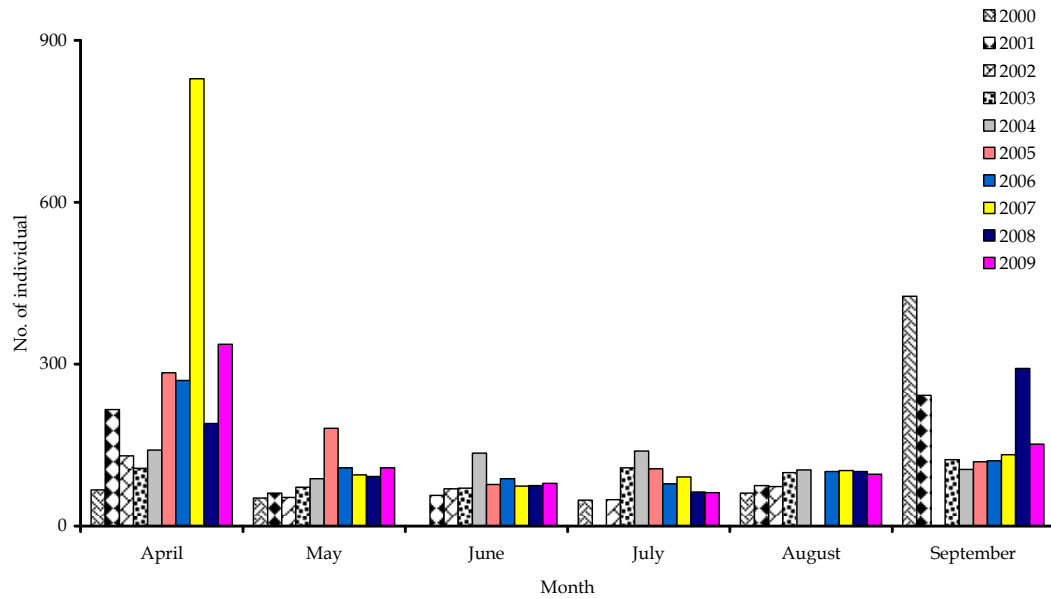


Figure 4. Numbers of Ducks and Grebes in the Deep Bay area in summer months (2000-09).

3.4 Rails and Coots

This group is usually recorded in low numbers because of its secretive behaviour and small size. The highest count was 125 in the April count, which was a 28% decrease from the last year's highest count (also in April). In fact, all counts in 2009 summer were lower than those in 2008, except the September count. In addition, only two common resident rails were recorded this summer: White-breasted Waterhen *Amaurornis phoenicurus* and Common Moorhen *Gallinula chloropus*. Figure 5 shows the monthly numbers since 2000.

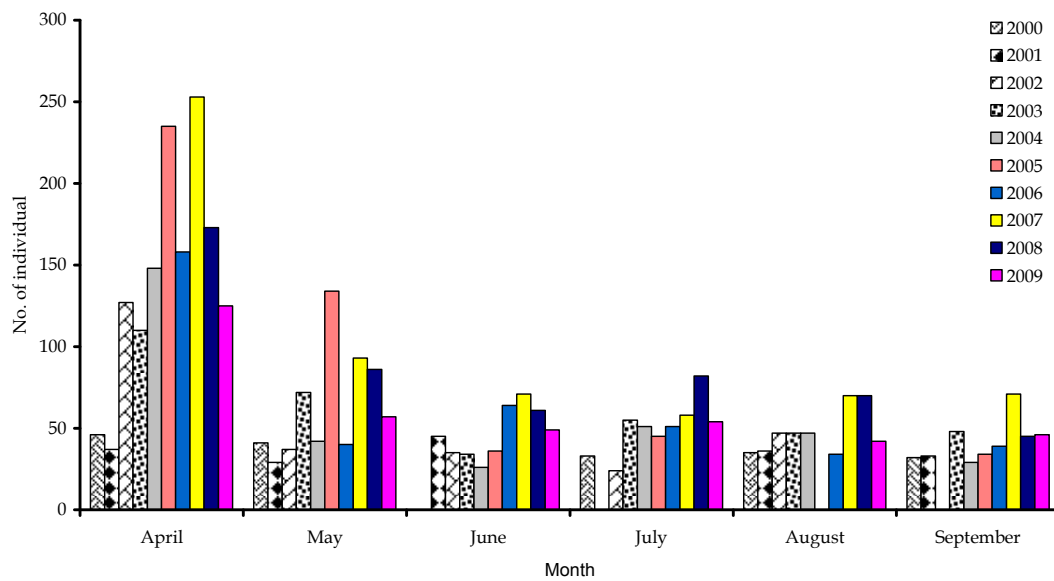


Figure 5. Numbers of Rails and Coots in the Deep Bay area in summer months (2000-09).

3.5 Shorebirds

During the period of the summer counts, large numbers of shorebirds were recorded in the April count and smaller numbers in May during northward migration and again in August and September counts during southward migration. The highest count was 11,853 in the April count which was a very significant decrease of 54% from the previous year's figure, but that figure was exceptionally high. Within this April count, Marsh Sandpipers *Tringa stagnatilis* were recorded in a high figure of 3123, the second highest count of this species in the Deep Bay area and only 69 birds lower than the highest count recorded two days earlier. However, the date of the April count may have been too early to capture a representative figure of Curlew Sandpiper *Calidris ferruginea*, which is the most numerous shorebird species occurring during the spring migration. In addition, the number of wintering Pied Avocets *Recurvirostra avosetta* was lower than the previous year. These are possible reasons for the low figure of this April count. In addition, all months except June in 2009 summer had smaller numbers than those in 2008.

For summer breeding Black-winged Stilt *Himantopus himantopus* and Greater Painted-snipe *Rostratula benghanlensis*, the former was recorded in the mid-summer period with a high count of 90 birds in June but the latter was only recorded once with seven individuals at the Hong Kong Wetland Park during the June count. Counts of all shorebirds species in the summer months since 2000 are shown in figure 6.

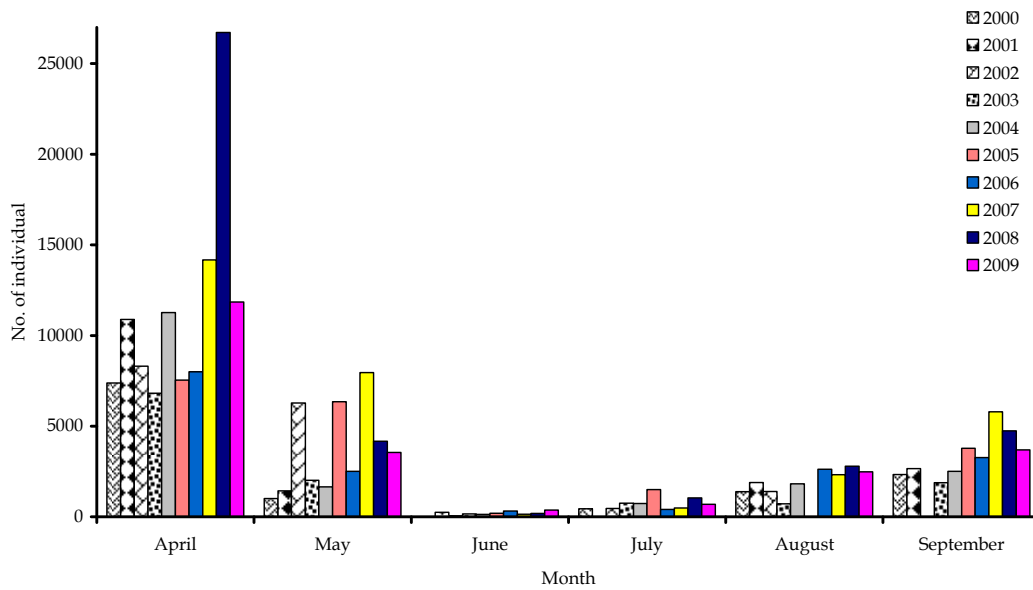


Figure 6. Numbers of Shorebirds in the Deep Bay area in summer months (2000-09).

3.6 Gulls and Terns

Numbers of Gulls and Terns were good in 2009 summer and all counts except that in August were the new high monthly figures. A total of 1,110 birds of this group counted in the April count is a new high for this group for all summer months since the commencement of the summer counts in 2000. This count constituted a total of 890 Black-headed Gulls *Larus ridibundis*, which stayed late in the Deep Bay in this spring. Figure 7 illustrates the figures of this group since 2000.

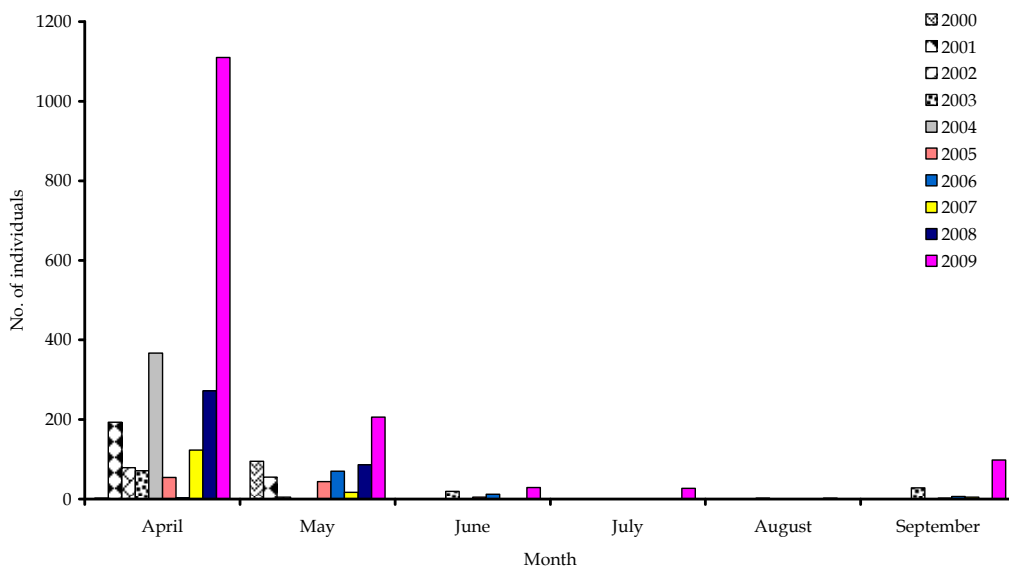


Figure 7. Numbers of Gulls and Terns in the Deep Bay area in summer months (2000-09).

3.7 Globally threatened species

Several globally threatened waterbird species were recorded in this summer period as follows:

Black-faced Spoonbill *Platalea minor* (globally endangered) – 53 in April, 70 in May, six in June, seven in July and September. Immature birds are now regularly staying at Mai Po over the summer.

Black-tailed Godwit *Limosa limosa* (globally near threatened) – 1,188 in April, eight in May and June, 34 in July, 80 in August, 289 in September.

Eurasian Curlew *Numenius arquata* (globally near threatened) – 29 in April, 28 in May, 29 in June, 33 in July, 74 in August and 115 in September.

Nordmann's Greenshank *Tringa guttifer* (globally endangered) – five in April, one in May.

Asian Dowitcher *Limnodromus semipalmatus* (globally near threatened) – five in April, 15 in May, two in July, three in August and one in September.

4. Discussion

Numbers of waterbirds in 2009 summer were generally lower than those in the previous summer, but numbers in 2008 summer were exceptionally high, with three monthly figures at a new post-2000 high. In fact all summer months in 2009, except July, produced figures quite similar to the monthly averages, indicating that the numbers of waterbird present in the Deep Bay area might be returning to the normal level. However, ardeids are the major group of waterbirds present in the Deep Bay area during summer, but their numbers in this summer apparently remained low (Figure 3). Reasons of this low number of ardeids in the summer are unknown and it is of locally conservation concern.

5. Acknowledgements

Thank you for the following counters of the Hong Kong Bird Watching Society participated in the counts: John Allcock, Gary Chow, Forrest Fong, Vivian Fu, Martin Hale, John and Jemi Holmes, Tony Hung, Hung Wai-ming, Alan Lam, Shirley Lam, Roger Lee, Lee Hok-fei, Richard Lewthwaite, Carmen Or, Karl Ng, Pang Chun-chiu, Shum Ting-wing, Sung Yik-hei, Captain Wong and Ying Hak-king. We also thank Shenzhen Bird Watching Society (SZBWS) members for coordinating and

counting at Futian National Nature Reserve, AFCD for counting at the Hong Kong Wetland Park.

6. References

Carey, G.J. undated. Waterfowl Count Handbook. Waterfowl Monitoring at the Mai Po Inner Deep Bay Ramsar Site. Hong Kong Bird Watching Society. Hong Kong.

Carey, G.J. 2002. Waterbird Count Handbook: A guide for participants in waterbird counts in Hong Kong. Hong Kong Bird Watching Society. Hong Kong.

Summer 2009 Report on Waterbird Monitoring at the Mai Po Inner Deep Bay Ramsar Site

Maps

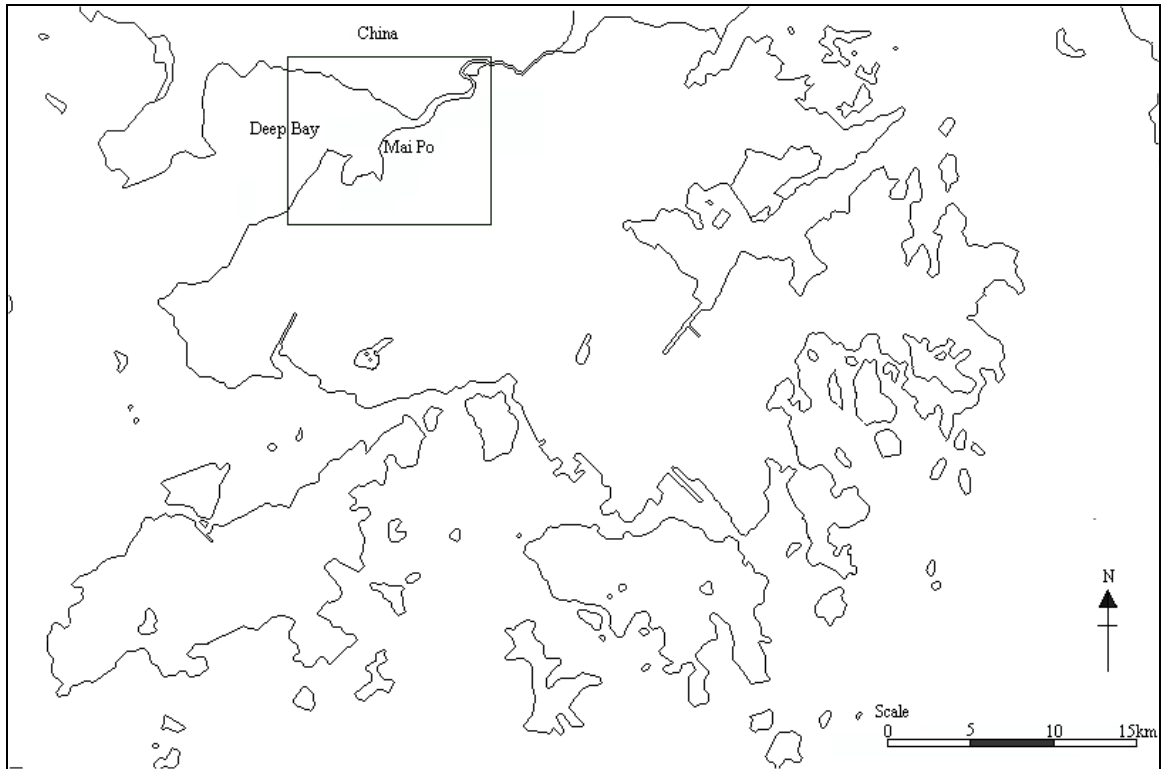


The Hong Kong Bird Watching Society Limited

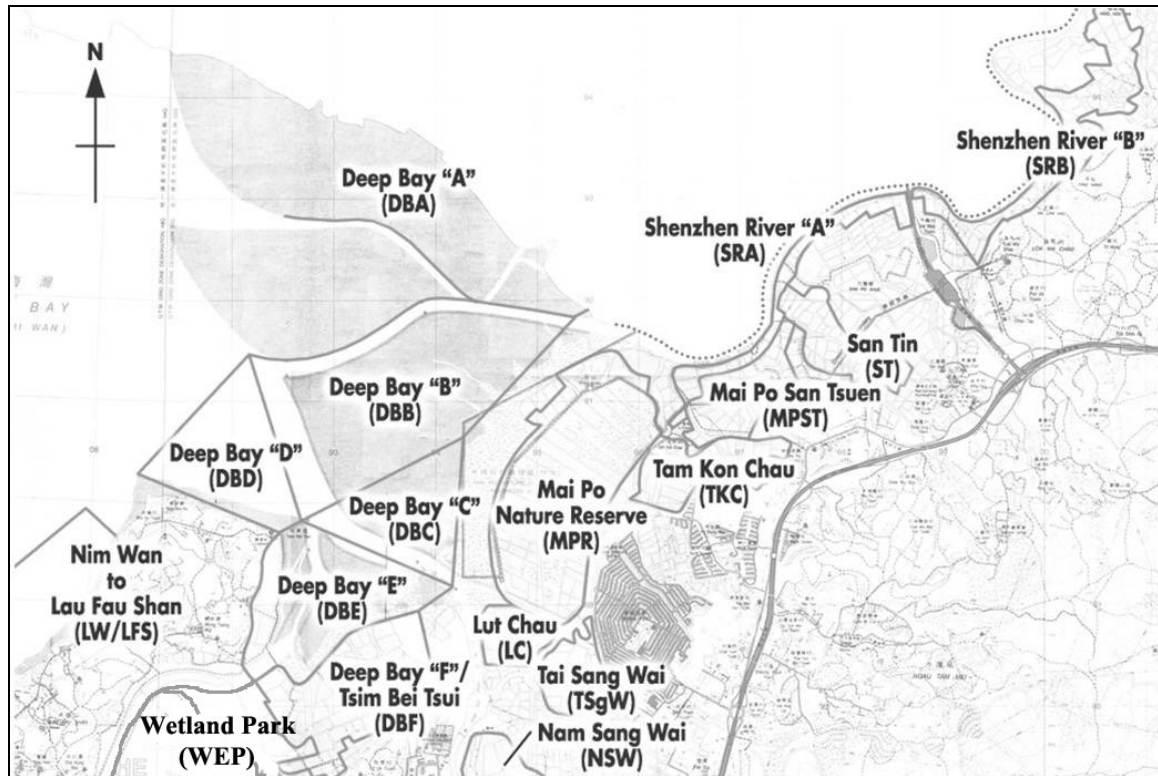


Agriculture, Fisheries and Conservation Department

Map 1. Map of Hong Kong showing location of the Mai Po Inner Deep Bay Ramsar Site



Map 2. Locations of count sites of the Waterbird Monitoring Programme



Summer 2009 Report on Waterbird Monitoring at the Mai Po Inner Deep Bay Ramsar Site

Tables



The Hong Kong Bird Watching Society Limited



Agriculture, Fisheries and Conservation Department

Table 1a. Numbers of waterbird in the whole Deep Bay area during summer months, 1999-2009.

	1999	2000	2001	2002	2003	2004	2005	2006	2007	2008	2009	Mean	SD
Apr	11686	8049	12858	10399	9019	13681	10067	10388	17545	28666	14865	13384	5768
May	3973	2206	3201	8028	3925	3133	8455	4227	9630	6359	5439	5175	2407
Jun	1307	nc	3324	1879	1313	2697	1445	3065	1657	2500	1927	2028	752
Jul	1941	3020	nc	2135	3145	3945	4179	2835	2518	3363	2314	2894	723
Aug	2784	3178	4124	4096	3060	4807	nc	4802	4361	5532	3879	3970	880
Sep	3499	5689	4566	nc	5032	4916	6695	5899	8170	7368	5913	5732	1315

Figure of mean and SD are calculated from the commencement of this programme in 1998 to the latest count. nc = no count.

Table 1b. Numbers of waterbird in the Ramsar Site during summer months, 1999-2009.

	1999	2000	2001	2002	2003	2004	2005	2006	2007	2008	2009	Mean	SD
April	11148	7826	11638	8319	7595	11748	8823	7301	8953	17458	10871	10153	2937
May	3438	1862	2238	7000	3153	2302	7482	3069	7443	4884	3695	4136	2066
June	999	nc	1500	967	527	2092	859	1748	501	1147	1011	1113	489
July	1273	1173	nc	1217	2133	2237	2748	1255	980	2001	1254	1659	577
Aug	2287	2232	2858	2463	1588	2420	nc	3125	2962	3493	2761	2612	503
Sep	2994	3580	3087	nc	3001	3450	4920	3816	4262	4534	4059	3855	695

Figure of mean and SD are calculated from the commencement of this programme in 1998 to the latest count. nc = no count.

Table 2. Summary of waterbird count for April 2009. SI: Starling Inlet

	Deep Bay Area	%	Ramsar Site	%	SI
Cormorants	4	0.0	3	0.0	1
Ardeids	1436	9.7	718	6.6	253
Ducks, grebes, pelicans	337	2.3	76	0.7	6
Rails and coot	125	0.8	33	0.3	11
Shorebirds	11853	79.7	9324	85.8	13
Gulls and terns	1110	7.5	717	6.6	0
Total	14865	100	10871	100	284

Table 3. Summary of waterbird count for May 2009. SI: Starling Inlet

	Deep Bay Area	%	Ramsar Site	%	SI
Cormorants	1	0.0	1	0.0	0
Ardeids	1509	27.7	547	14.8	336
Ducks, grebes, pelicans	108	2.0	64	1.7	4
Rails and coot	57	1.0	22	0.6	6
Shorebirds	3558	65.4	2897	78.4	10
Gulls and terns	206	3.8	164	4.4	0
Total	5439	100	3695	100	356

Table 4. Summary of waterbird count for June 2009. SI: Starling Inlet

	Deep Bay Area	%	Ramsar Site	%	SI
Cormorants	1	0.1	1	0.0	0
Ardeids	1392	72.2	606	59.9	191
Ducks, grebes, pelicans	79	4.1	46	4.5	5
Rails and coot	49	2.5	15	1.5	0
Shorebirds	377	19.6	314	31.1	0
Gulls and terns	29	1.5	29	2.9	0
Total	1927	100	1011	100	196

Table 5. Summary of waterbird count for July 2009. SI: Starling Inlet

	Deep Bay Area	%	Ramsar Site	%	SI
Cormorants	2	0.1	1	0.1	0
Ardeids	1479	63.9	711	53.8	130
Ducks, grebes, pelicans	62	2.7	43	3.3	2
Rails and coot	54	2.3	17	1.3	0
Shorebirds	691	29.8	523	39.6	0
Gulls and terns	27	1.2	27	2.0	0
Total	2315	100	1322	100	132

Table 6. Summary of waterbird count for August 2009. SI: Starling Inlet

	Deep Bay Area	%	Ramsar Site	%	SI
Cormorants	2	0.1	1	0.0	0
Ardeids	1250	32.2	485	17.6	199
Ducks, grebes, pelicans	96	2.5	41	1.5	3
Rails and coot	42	1.1	18	0.7	0
Shorebirds	2489	64.2	2216	80.3	7
Gulls and terns	0	0.0	0	0.0	0
Total	3879	100	2761	100	209

Table 7. Summary of waterbird count for September 2009. SI: Starling Inlet

	Deep Bay Area	%	Ramsar Site	%	SI
Cormorants	2	0.0	2	0.0	0
Ardeids	1926	32.6	1122	27.6	235
Ducks, grebes, pelicans	152	2.6	65	1.6	1
Rails and coot	46	0.8	20	0.5	0
Shorebirds	3689	62.4	2818	69.4	22
Gulls and terns	98	1.7	32	0.8	0
Total	5913	100	4059	100	258

Table 8. Numbers of waterbird species groups in whole Deep Bay area, summer 2008.

	April	May	June	July	August	September
Cormorants	4	1	1	2	2	2
Ardeids	1436	1509	1392	1479	1250	1926
Ducks, grebes, pelicans	337	108	79	62	96	152
Rails and coot	125	57	49	54	42	46
Shorebirds	11853	3558	377	691	2489	3689
Gulls and terns	1110	206	29	27	0	98

Summer 2009 Report on Waterbird Monitoring at the Mai Po Inner Deep Bay Ramsar Site

Appendices



The Hong Kong Bird Watching Society Limited



Agriculture, Fisheries and Conservation Department

Summary of Waterbird Count, April 2009

SPECIES	SRA	SRB	DBA	DBB	DBC	DBD	DBE	DBF (TBT)	WEP	NW / LFS	TKC	LC	TSW	MPST	ST	MPNR	Ramsar ponds	Ramsar intertidal areas	Ramsar Site	DEEP BAY AREA	Starling Inlet
Little Grebe	30	7	14					19	1		21	2	17	6	6	19	43	0	62	142	6
Great Crested Grebe			4													1			1	5	
Great Cormorant	1	0						0			0	0	0	0	0	3	0	0	3	4	1
Dalmatian Pelican																0			0	0	
Grey Heron	0	3	9					0	19		6	2	0	0	0	49	2	0	51	88	5
Purple Heron																0			0	0	
Great Egret	21	4	33	44	61	16	1	9	7	20	13	24	5	15	12	30	58	122	210	315	150
Intermediate Egret	6	0	1	4				1	0	1	1	0	0	0	1	6	1	5	12	21	1
Little Egret	62	30	189	46	10	12	30	26	10	61	48	11	22	14	25	106	107	98	311	702	21
Swinhoe's Egret																0			0	0	2
Pacific Reef Egret																0			0	0	
Cattle Egret	6	1	6					4			6	26	2	15	16	0	46	0	46	82	21
Chinese Pond Heron	21	7	18		1			5		3	17	5	18	12	22	4	49	1	54	133	1
Striated Heron	0	0						0			0	0	0	0	0	0	0	0	0	0	
B-c Night Heron	7	3	12			1		3			3	1	2	5	0	4	10	1	15	41	52
Yellow Bittern	0	0						0			0	0	0	0	0	0	0	0	0	0	
Cinnamon Bittern																0			0	0	
Great Bittern																0			0	0	
Black Stork																0			0	0	
Black-headed Ibis																0			0	0	
Eurasian Spoonbill									1							0			0	1	
Black-faced Spoonbill			9		15				22	3						4		15	19	53	
Common Shelduck																0			0	0	
Eurasian Wigeon	0	0	10			4		0			0	0	0	0	0	0	0	4	4	14	
Falcated Duck																0			0	0	
Gadwall																0			0	0	
Baikal Teal																0			0	0	
Common Teal	1	0						0			0	0	0	0	0	0	0	0	0	1	
Mallard																0			0	0	
Spot-billed Duck																0			0	0	
Chinese Spotbill																0			0	0	
Burmese Spotbill																3			3	3	
Northern Pintail			3	1												0		1	1	4	
Garganey			129						8							0			0	137	
Northern Shoveler			26													0			0	26	
Common Pochard																0			0	0	
Baer's Pochard																0			0	0	
Tufted Duck																5			5	5	
Greater Scaup																0			0	0	
Red-breasted Merganser																0			0	0	
Duck sp.																0			0	0	
Slaty-breasted Rail																0			0	0	
Water Rail																0			0	0	
White-breasted Waterhen	8	3	6	1				2	1	1	8	1	6	2	8	0	14	1	15	47	
Watercock																0			0	0	
Common Moorhen	9	3	21					6	19		5	0	1	4	2	8	10	0	18	78	11
Eurasian Coot																0			0	0	
Pheasant-tailed Jacana																0			0	0	

Greater Painted Snipe																		0			0	1	
Black-winged Stilt			605															68			68	675	
Pied Avocet			1	2200	1													194			2201	2395	2396
Oriental Pratincole													1					0			0	1	
Northern Lapwing																		0			0	0	
Grey-headed Lapwing																		0			0	0	
Pacific Golden Plover				46														0			46	46	46
Grey Plover																		16			16	16	
Common Ringed Plover																		0			0	0	
Little Ringed Plover	18	0	15					3	2	3	0	0	1	0	2		0	4	0	4	4	44	
Kentish Plover	1		2	2						2							2		2	4	4	9	
Lesser Sand Plover	1																32			32	33		
Greater Sand Plover			5							1							57			57	63		
Black-tailed Godwit																	1188			1188	1188		
Bar-tailed Godwit																	68			68	68		
Whimbrel				12						7							0		12	12	19		
Eurasian Curlew																	29			29	29		
Far Eastern Curlew																	11			11	11		
Spotted Redshank										18							741			741	759		
Common Redshank			570				4			16							110		4	114	700		
Marsh Sandpiper	2		40							43							3038			3038	3123		
Common Greenshank			42				7			614						1	673		7	680	1337	11	
Nordmann's Greenshank																	5			5	5		
Green Sandpiper	2	5						11			0	0	0	0	1	0	11	0	11	19	1		
Wood Sandpiper	27	1	56					0	21		4	2	1	0	1	3	5	0	8	116			
Terek Sandpiper																	82			82	82		
Common Sandpiper	10	6	9	1				2	2	6	9	8	5	5	10	0	27	1	28	73	1		
Grey-tailed Tattler																	2			2	2		
Ruddy Turnstone																	5			5	5		
Red-necked Phalarope			1														0			0	1		
Pintail Snipe																	0			0	0		
Swinhoe's Snipe																	0			0	0		
Pintail/Swinhoe's Snipe																	0			0	0		
Common Snipe	1	1	2							1							0			0	5		
Long-billed Dowitcher																	2			2	2		
Asian Dowitcher																	5			5	5		
Red Knot																	7			7	7		
Great Knot																	207			207	207		
Sanderling																	1			1	1		
Red-necked Stint	3		180	114													0		114	114	297		
Little Stint																	0			0	0		
Temminck's Stint	5		2							10		1					0			0	18		
Long-toed Stint	11		5							5							0			0	21		
Pectoral Sandpiper																	0			0	0		
Sharp-tailed Sandpiper																	5			5	5		
Dunlin																	0			0	0		
Curlew Sandpiper			120														336			336	456		
Spoon-billed Sandpiper																	0			0	0		
Broad-billed Sandpiper			5														2			2	7		
Ruff				1													0		1	1	1		
Small wader spp.																	0			0	0		
Wader sp.																	0			0	0		
Black-tailed Gull				2													0		2	2	2		
Heuglin's Gull				6													0		6	6	6		
Yellow-legged Gull				1													0		1	1	1		

Slaty-backed Gull																			0		0	0
Pallas's Gull																			0		0	0
Large Gull spp.																			0		0	0
Brown-headed Gull																			0		0	0
Black-headed Gull	0	0	393	462	18	16		0			0	0	1	0	0	0	1	496	497	890		
Saunders's Gull																			0		0	0
Whiskered Tern																			0		0	0
White-winged Tern																			0		0	0
Gull-billed Tern#				170															0		170	170
Caspian Tern																			0		0	0
Little Tern#				40										1		0	1	40	41	41		
Total	253	74	2543	3153	106	49	43	90	824	107	142	82	81	79	108	7131	389	3351	10871	14865	284	
	Deep Bay Area	%	Ramsar Site	%	SW	SI																
Cormorants	4	0.0	3	0.0	0	1																
Ardeids etc	1436	9.7	718	6.6	0	253																
Ducks, grebes, pelicans	337	2.3	76	0.7	0	6																
Rails, Coot etc	125	0.8	33	0.3	0	11																
Waders	11853	79.7	9324	85.8	0	13																
Gulls and terns	1110	7.5	717	6.6	0	0																
TOTAL	14865		10871		0	284																
Date of count: 12 Apr 2009																						
n/c = site not counted High tide measured at TBT:																						
# indicates count consists of or includes a count made up to one week either side of the count date																						
% = count made at evening roost																						
Wetland-dependant species																						
Species	SRA	SRB	DBA	DBB	DBC	DBD	DBE	DBF (TBT)	WEP	NW / LFS	TKC	LC	TSW	MPST	ST	MPNR	Ramsar ponds	Ramsar intertidal areas	Ramsar Site	DEEP BAY AREA	Starling Inlet	
Osprey																1			1	1		
Black Kite	0	0	7					1			1	2	1	0	1	1	3	0	4	14		
White-bellied Sea Eag																0			0	0		
Eastern Marsh Harrier																0			0	0		
Common Buzzard																0			0	0		
Greater Spotted Eagle	0	0						0			0	0	0	0	0	0	0	0	0	0		
Imperial Eagle	0	0						0			0	0	0	0	0	0	0	0	0	0		
Peregrine Falcon																0			0	0		
Pied Kingfisher	0	0	5					0			0	2	0	1	3	1	3	0	4	12	2	
Common Kingfisher	4	2	4					1	1		2	0	2	1	5	0	6	0	6	22	1	
White-throated Kingfisher	0	1		1				0			0	0	0	0	1	0	0	1	1	3		
Black-capped Kingfisher	0	0	1					0			0	0	0	0	0	0	0	0	0	1		
Red-billed Starling	0	0						0			0	0	0	12	0	0	12	0	12	12		
Collared Crow	2	0	3					0			0	13	1	0	1	0	14	0	14	20		

Summary of Waterbird Count, May 2009

SPECIES	SRA	SRB	DBA	DBB	DBC	DBD	DBE	DBF (TBT)	WEP	NW / LFS	TKC	LC	TSW	MPST	ST	MPNR	Ramsar ponds	Ramsar intertidal areas	Ramsar Site	DEEP BAY AREA	Starling Inlet
Little Grebe	10	7	3					20	1		16	1	17	9	4	12	45	0	57	100	4
Great Crested Grebe			1													0			0	1	
Great Cormorant	0	0						0			0	0	0	0	0	1	0	0	1	1	
Dalmatian Pelican																0			0	0	
Grey Heron	21	0						0	3		0	0	0	0	0	5	0	0	5	29	2
Purple Heron																1			1	1	
Great Egret	32	2	134	4	54	5		14	2	41	10	33	18	8	10	26	79	63	168	393	154
Intermediate Egret	1	2		1				0			2	0	0	0	0	0	1	1	2	6	1
Little Egret	16	13	302	21	45	9	4	24	2	53	40	13	23	24	27	63	105	82	250	679	26
Swinhoe's Egret																0			0	0	1
Pacific Reef Egret																0			0	0	
Cattle Egret	25	0	2					20			4	7	23	4	15	2	55	0	57	102	66
Chinese Pond Heron	31	5	9	1			1	0		3	22	5	7	15	13	7	42	2	51	119	
Striated Heron	0	0						0			0	0	0	0	0	1	0	0	1	1	
B-c Night Heron	16	10	62		1			2		8	2	0	1	1	2	1	6	1	8	106	85
Yellow Bittern	0	0						0	3		0	0	0	0	0	0	0	0	0	3	1
Cinnamon Bittern																0			0	0	
Great Bittern																0			0	0	
Black Stork																0			0	0	
Black-headed Ibis																0			0	0	
Eurasian Spoonbill																0			0	0	
Black-faced Spoonbill			55		4				11							0	4	4	4	70	
Common Shelduck																0			0	0	
Eurasian Wigeon	0	0						0			0	0	0	0	0	0	0	0	0	0	
Falcated Duck																0			0	0	
Gadwall																0			0	0	
Baikal Teal																0			0	0	
Common Teal	0	0						0			0	0	0	0	0	0	0	0	0	0	
Mallard																0			0	0	
Spot-billed Duck																3			3	3	
Chinese Spotbill																0			0	0	
Burmese Spotbill																0			0	0	
Northern Pintail																2			2	2	
Garganey																0			0	0	
Northern Shoveler																0			0	0	
Common Pochard																0			0	0	
Baer's Pochard																0			0	0	
Tufted Duck																2			2	2	
Greater Scaup																0			0	0	
Red-breasted Merganser																0			0	0	
Duck sp.																0			0	0	
Slaty-breasted Rail																0			0	0	
Water Rail																0			0	0	
White-breasted Waterhen	2	2	3					0	8		3	0	4	3	4	8	9	0	17	37	
Watercock																0			0	0	
Common Moorhen	0	0	6					0	6		3	0	0	0	2	3	2	0	5	20	6
Eurasian Coot																0			0	0	
Pheasant-tailed Jacana																0			0	0	

Greater Painted Snipe															0			0	0	
Black-winged Stilt			47												5	119			119	188
Pied Avocet			110	5												795		5	800	910
Oriental Pratincole																0			0	0
Northern Lapwing																0			0	0
Grey-headed Lapwing																0			0	0
Pacific Golden Plover			3													0			0	3
Grey Plover																14			14	14
Common Ringed Plover																0			0	0
Little Ringed Plover	2	1	8				0	3		3	0	0	4	0	2	7	0	9	23	
Kentish Plover																1			1	1
Lesser Sand Plover																11			11	11
Greater Sand Plover			3													56			56	59
Black-tailed Godwit																8			8	8
Bar-tailed Godwit																0			0	0
Whimbrel																20			20	20
Eurasian Curlew			1													27			27	28
Far Eastern Curlew				1												4		1	5	5
Spotted Redshank			21					19								388			388	428
Common Redshank			82					20								130			130	232
Marsh Sandpiper																0			0	0
Common Greenshank			15					113				1				721	1		722	850
Nordmann's Greenshank																1			1	1
Green Sandpiper	0	0					0	7	0	0	0	0	0	0	0	0	0	0	0	7
Wood Sandpiper	1	0	31				0	10	0	0	1	1	0	0	2	0	2	0	2	44
Terek Sandpiper			10													141			141	151
Common Sandpiper	1	1	6				1		2	9	3	3	1	7	0	15	0	15	34	1
Grey-tailed Tattler																2			2	2
Ruddy Turnstone																11			11	11
Red-necked Phalarope																0			0	0
Pintail Snipe																0			0	0
Swinhoe's Snipe																0			0	0
Pintail/Swinhoe's Snipe																0			0	0
Common Snipe																0			0	0
Long-billed Dowitcher																0			0	0
Asian Dowitcher																15			15	15
Red Knot																9			9	9
Great Knot																5			5	5
Sanderling																4			4	4
Red-necked Stint			71													180			180	251
Little Stint			1													0			0	1
Temminck's Stint								1								0			0	1
Long-toed Stint								3								0			0	3
Pectoral Sandpiper																0			0	0
Sharp-tailed Sandpiper																12			12	12
Dunlin																0			0	0
Curlew Sandpiper																134			134	134
Spoon-billed Sandpiper																0			0	0
Broad-billed Sandpiper																56			56	56
Ruff																0			0	0
Small wader spp.								22								0			0	22
Wader sp.								15								0			0	15
Black-tailed Gull																0			0	0
Heuglin's Gull																0			0	0
Yellow-legged Gull																0			0	0

Summary of Waterbird Count, June 2009

SPECIES	SRA	SRB	DBA	DBB	DBC	DBD	DBE	DBF (TBT)	WEP	NW / LFS	TKC	LC	TSW	MPST	ST	MPNR	Ramsar ponds	Ramsar intertidal areas	Ramsar Site	DEEP BAY AREA	Starling Inlet
Little Grebe	24	0						16	1		7	0	10	3	2	15	30	0	45	78	5
Great Crested Grebe																0			0	0	
Great Cormorant	0	0						0			0	0	0	0	0	1	0	0	1	1	
Dalmatian Pelican																0			0	0	
Grey Heron	12	0						0			0	0	0	0	0	1	0	0	1	13	2
Purple Heron																1			1	1	
Great Egret	55	3	81	4	49	10	3	29	2	68	24	6	10	4	12	102	58	66	226	462	47
Intermediate Egret	0	0						0		1	1	1	0	2	0	8	4	0	12	13	
Little Egret	12	12	186	1	58	10	5	23	3	62	43	3	12	8	16	121	57	74	252	575	11
Swinhoe's Egret																0			0	0	
Pacific Reef Egret																0			0	0	
Cattle Egret	6	2	3		5	2		3			6	0	0	1	0	15	4	7	26	43	51
Chinese Pond Heron	7	9	17		1	1	1	4	4	8	37	5	11	12	24	13	47	3	63	154	
Striated Heron	0	0						0			0	0	1	0	0	1	1	0	2	2	
B-c Night Heron	29	1	63					2			5	2	3	3	5	7	9	0	16	120	79
Yellow Bittern	1	0						1			0	0	0	0	0	0	1	0	1	2	1
Cinnamon Bittern							1									0			0	1	
Great Bittern																0			0	0	
Black Stork																0			0	0	
Black-headed Ibis																0			0	0	
Eurasian Spoonbill																0			0	0	
Black-faced Spoonbill																6			6	6	
Common Shelduck																0			0	0	
Eurasian Wigeon	0	0						0			0	0	0	0	0	0	0	0	0	0	
Falcatid Duck																0			0	0	
Gadwall																0			0	0	
Baikal Teal																0			0	0	
Common Teal	0	0						0			0	0	0	0	0	0	0	0	0	0	
Mallard																0			0	0	
Spot-billed Duck																0			0	0	
Chinese Spotbill																0			0	0	
Burmese Spotbill																0			0	0	
Northern Pintail																0			0	0	
Garganey																0			0	0	
Northern Shoveler																0			0	0	
Common Pochard																0			0	0	
Baer's Pochard																0			0	0	
Tufted Duck																1			1	1	
Greater Scaup																0			0	0	
Red-breasted Merganser																0			0	0	
Duck sp.																0			0	0	
Slaty-breasted Rail																0			0	0	
Water Rail																0			0	0	
White-breasted Waterhen	6	5	2					2	2		5	1	1	1	4	4	10	0	14	33	
Watercock																0			0	0	
Common Moorhen	0	0	12	1				0	2		1	0	0	0	0	0	0	1	1	16	
Eurasian Coot																0			0	0	
Pheasant-tailed Jacana																0			0	0	
Greater Painted Snipe			7													0			0	7	

Black-winged Stilt			10					16	8		2					54	18			72	90
Pied Avocet																103				103	103
Oriental Pratincole																2				2	2
Northern Lapwing																0				0	0
Grey-headed Lapwing																0				0	0
Pacific Golden Plover																0				0	0
Grey Plover																5				5	5
Common Ringed Plover																0				0	0
Little Ringed Plover	3	0	8					5	4	3	2	0	6	0	4	2	13	0		15	37
Kentish Plover																0				0	0
Lesser Sand Plover																0				0	0
Greater Sand Plover																0				0	0
Black-tailed Godwit																8				8	8
Bar-tailed Godwit																0				0	0
Whimbrel																18				18	18
Eurasian Curlew																29				29	29
Far Eastern Curlew																0				0	0
Spotted Redshank																0				0	0
Common Redshank																4				4	4
Marsh Sandpiper																0				0	0
Common Greenshank																15				15	29
Nordmann's Greenshank								14								0				0	0
Green Sandpiper	0	0						0	0	0	0	0	0	0	0	0	0	0	0	0	0
Wood Sandpiper	0	0						7								0	7	0		7	7
Terek Sandpiper																22				22	22
Common Sandpiper	0	0						0	0	0	0	0	2		3	0	0		3	5	
Grey-tailed Tattler																0				0	0
Ruddy Turnstone																0				0	0
Red-necked Phalarope																0				0	0
Pintail Snipe																0				0	0
Swinhoe's Snipe																0				0	0
Pintail/Swinhoe's Snipe																0				0	0
Common Snipe																0				0	0
Long-billed Dowitcher																0				0	0
Asian Dowitcher																0				0	0
Red Knot																1				1	1
Great Knot																6				6	6
Sanderling																0				0	0
Red-necked Stint																0				0	0
Little Stint																0				0	0
Temminck's Stint																0				0	0
Long-toed Stint																0				0	0
Pectoral Sandpiper																0				0	0
Sharp-tailed Sandpiper																0				0	0
Dunlin																0				0	0
Curlew Sandpiper																4				4	4
Spoon-billed Sandpiper																0				0	0
Broad-billed Sandpiper																0				0	0
Ruff																0				0	0
Small wader spp.																0				0	0
Wader sp.																0				0	0
Black-tailed Gull			2													0		2		2	2
Heuglin's Gull																0				0	0
Yellow-legged Gull																0				0	0
Slaty-backed Gull																0				0	0

Pallas's Gull																		0			0	0	
Glaucous-winged Gull				1														0			1	1	1
Large Gull spp.																		0			0	0	0
Brown-headed Gull																		0			0	0	0
Black-headed Gull	0	0		2				0			0	0	0	0	0		6	0		2	8	8	8
Saunders's Gull																	0				0	0	0
Whiskered Tern																	0				0	0	0
White-winged Tern																	16				16	16	16
Gull-billed Tern																	1				1	1	1
Caspian Tern																	1				1	1	1
Total	155	32	389	11	113	23	10	108	40	142	133	18	54	34	69	596	259	156	1011	1927	196	196	

	Deep Bay Area	%	Ramsar Site	%	SW	SI																	
Cormorants	1	0.1	1	0.1	0	0																	
Ardeids etc	1392	72.2	606	59.9	0	191																	
Ducks, grebes, pelicans	79	4.1	46	4.5	0	5																	
Rails, Coot etc	49	2.5	15	1.5	0	0																	
Waders	377	19.6	314	31.1	0	0																	
Gulls and terns	29	1.5	29	2.9	0	0																	
TOTAL	1927		1011		0	196																	

Date of count: 7 Jun 2009

n/c = site not counted High tide measured at TBT:

indicates count consists of or includes a count made up to one week either side of the count date

% = count made at evening roost

Wetland-dependant species																						
Species	SRA	SRB	DBA	DBB	DBC	DBD	DBE	DBF (TBT)	WEP	NW/LFS	TKC	LC	TSW	MPST	ST	MPNR	Ramsar ponds	Ramsar intertidal areas	Ramsar Site	DEEP BAY AREA	Starling Inlet	
Osprey																1			1			
Black Kite	1	2						1			0	1	1	0	0	0	3	0	3	6		
White-bellied Sea Eag																0			0	0		
Eastern Marsh Harrier																0			0	0		
Common Buzzard																0			0	0		
Greater Spotted Eagle	0	0						0			0	0	0	0	0	0	0	0	0	0		
Imperial Eagle	0	0						0			0	0	0	0	0	0	0	0	0	0		
Peregrine Falcon																0			0	0		
Pied Kingfisher	4	3	3					0			0	0	0	0	1	5	0	0	5	16		
Common Kingfisher	3	0	1					0			2	0	0	2	3	2	2	0	4	13		1
White-throated Kingfisher	1	1						2			0	0	0	0	0	0	2	0	2	4		
Black-capped Kingfisher	0	0						0			0	0	0	0	0	0	0	0	0	0		
Red-billed Starling	0	0						0			0	0	0	0	7	5	0	0	5	12		
Collared Crow	2	0	1					2			1	6	7	0	0	4	13	0	17	23		

Summary of Waterbird Count, July 2009

SPECIES	SRA	SRB	DBA	DBB	DBC	DBD	DBE	DBF (TBT)	WEP	NW/LFS	TKC	LC	TSW	MPST	ST	MPNR	Ramsar ponds	Ramsar intertidal areas	Ramsar Site	DEEP BAY AREA	Starling Inlet
Little Grebe	6	0	4					16			12	0	3	2	1	18	25	0	43	62	2
Great Crested Grebe																0			0	0	
Great Cormorant	0	0	1					0			0	0	0	0	0	1	0	0	1	2	
Dalmatian Pelican																0			0	0	
Grey Heron	0	0			1			0	1		0	0	0	0	0	5	0	1	6	7	2
Purple Heron																0			0	0	
Great Egret	17	0	102	9	43	13	51	4	6	5	9	7	7	1	7	87	13	116	216	368	59
Intermediate Egret	0	0		3	3		5	0			1	0	1	0	0	9	1	11	21	22	1
Little Egret	19	0	369	21	24	38	31	44	3	12	24	7	13	4	19	73	74	114	261	701	9
Swinhoe's Egret																0			0	0	
Pacific Reef Egret																0			0	0	
Cattle Egret	30	0	12	2			1	11			0	2	0	0	2	89	13	3	105	149	24
Chinese Pond Heron	25	0	11	2	7	3	5	5	4	8	23	10	7	14	24	11	50	17	78	159	
Striated Heron	0	0	1					1			0	0	0	1	0	1	2	0	3	4	
B-c Night Heron	6	0	36	1				1			2	0	0	1	3	8	4	1	13	58	35
Yellow Bittern	0	0	3					0			0	0	0	0	0	1	0	0	1	4	
Cinnamon Bittern																0			0	0	
Great Bittern																0			0	0	
Black Stork																0			0	0	
Black-headed Ibis																0			0	0	
Eurasian Spoonbill																0			0	0	
Black-faced Spoonbill							7									0		7	7	7	
Common Shelduck																0			0	0	
Eurasian Wigeon	0	0						0			0	0	0	0	0	0	0	0	0	0	
Falcated Duck																0			0	0	
Gadwall																0			0	0	
Baikal Teal																0			0	0	
Common Teal	0	0						0			0	0	0	0	0	0	0	0	0	0	
Mallard																0			0	0	
Spot-billed Duck																0			0	0	
Chinese Spotbill																0			0	0	
Burmese Spotbill																0			0	0	
Northern Pintail																0			0	0	
Garganey																0			0	0	
Northern Shoveler																0			0	0	
Common Pochard																0			0	0	
Baer's Pochard																0			0	0	
Tufted Duck																0			0	0	
Greater Scaup																0			0	0	
Red-breasted Merganser																0			0	0	
Duck sp.																0			0	0	
Slaty-breasted Rail																0			0	0	
Water Rail																0			0	0	
White-breasted Waterhen	4	0	2	2				1	1		5	0	0	3	3	7	6	2	15	28	
Watercock																0			0	0	
Common Moorhen	0	0	23	2				0			1	0	0	0	0	0	0	2	2	26	
Eurasian Coot																0			0	0	
Pheasant-tailed Jacana																1			1	1	

Greater Painted Snipe																	0			0	0
Black-winged Stilt			8														25			25	51
Pied Avocet																	2			2	2
Oriental Pratincole																	0			0	0
Northern Lapwing																	0			0	0
Grey-headed Lapwing																	0			0	0
Pacific Golden Plover																	0			0	0
Grey Plover				1													1		1	2	2
Common Ringed Plover																	0			0	0
Little Ringed Plover	0	0	15				5	5		0	0	0	0	0	0	0	5	0	5	5	25
Kentish Plover																	0			0	0
Lesser Sand Plover																	0			0	0
Greater Sand Plover																	1			1	1
Black-tailed Godwit																	34			34	34
Bar-tailed Godwit																	0			0	0
Whimbrel																	0			0	0
Eurasian Curlew				33													0		33	33	33
Far Eastern Curlew				2													0		2	2	2
Spotted Redshank																	2			2	2
Common Redshank				53	3												261		3	264	317
Marsh Sandpiper																	6			6	6
Common Greenshank				3													110			110	113
Nordmann's Greenshank																	0			0	0
Green Sandpiper	2	0		2			3			0	0	0	0	0	0	0	3	2	5	7	7
Wood Sandpiper	0	0	48	1			0			0	0	0	0	0	15	0	1	16	16	64	64
Terek Sandpiper																	6			6	6
Common Sandpiper	0	0	13	3			0			0	0	2	1	3	3	3	3	3	9	25	25
Grey-tailed Tattler																	0			0	0
Ruddy Turnstone																	0			0	0
Red-necked Phalarope																	0			0	0
Pintail Snipe																	0			0	0
Swinhoe's Snipe																	0			0	0
Pintail/Swinhoe's Snipe																	0			0	0
Common Snipe																	0			0	0
Long-billed Dowitcher																	0			0	0
Asian Dowitcher																	0			0	0
Red Knot																	0			0	0
Great Knot																	0			0	0
Sanderling																	0			0	0
Red-necked Stint																	0			0	0
Little Stint																	0			0	0
Temminck's Stint																	0			0	0
Long-toed Stint																	0			0	0
Pectoral Sandpiper																	0			0	0
Sharp-tailed Sandpiper																	0			0	0
Dunlin																	0			0	0
Curlew Sandpiper																	0			0	0
Spoon-billed Sandpiper																	0			0	0
Broad-billed Sandpiper																	0			0	0
Ruff																	0			0	0
Small wader spp.																	0			0	0
Wader sp.																	0			0	0
Black-tailed Gull																	0			0	0
Heuglin's Gull																	0			0	0
Yellow-legged Gull																	0			0	0

Slaty-backed Gull																					0								0	0			
Pallas's Gull																						0								0	0		
Large Gull spp.																						0								0	0		
Brown-headed Gull																						0								0	0		
Black-headed Gull	0	0							0				0	0	0	0	0	5	0	0	5	5							5	5			
Saunders's Gull																		0			0	0							0	0			
Whiskered Tern				6														0		6	6	6											
White-winged Tern																		0			0	0											
Gull-billed Tern																		0			0	0											
Caspian Tern																		0			0	0											
Little Tern				1														0		1	1	1											
Unidentified Tern								15										0		15	15	15											
Total	109	0	704	94	78	54	115	91	38	25	77	26	33	27	62	782	199	341	1322	2315	132												
Little Tern																																	
		Deep Bay Area	%	Ramsar Site	%	SW	SI																										
Cormorants	2	0.1	1	0.1	0	0																											
Ardeids etc	1479	63.9	711	53.8	0	130																											
Ducks, grebes, pelicans	62	2.7	43	3.3	0	2																											
Rails, Coot etc	54	2.3	17	1.3	0	0																											
Waders	691	29.8	523	39.6	0	0																											
Gulls and terns	27	1.2	27	2.0	0	0																											
TOTAL	2315		1322		0	132																											
Date of count: 12 Jul 2009																																	
n/c = site not counted High tide measured at TBT:																																	
# indicates count consists of or includes a count made up to one week either side of the																																	
% = count made at evening roost																																	
Wetland-dependant species																																	
	SRA	SRB	DBA	DBB	DBC	DBD	DBE	DBF (TBT)	WEP	NW/LFS	TKC	LC	TSW	MPST	ST	MPNR	Ramsar ponds	Ramsar intertidal areas	Ramsar Site	DEEP BAY AREA	Starling Inlet												
Species																																	
Osprey																	1			1	1												
Black Kite	0	0						1				2	1	2	0	1	1	4	0	5	8												
White-bellied Sea Eag																	0			0	0												
Eastern Marsh Harrier																	0			0	0												
Common Buzzard																	0			0	0												
Greater Spotted Eagle	0	0						0			0	0	0	0	0	0	0	0	0	0	0												
Imperial Eagle	0	0						0			0	0	0	0	0	0	0	0	0	0	0												
Peregrine Falcon																	0			0	0												
Pied Kingfisher	2	0						2	2		0	0	0	0	1	1	2	0	3	8	1												
Common Kingfisher	1	0	1					0	1		3	0	0	1	1	0	2	0	2	8													
White-throated Kingfisher	1	0	1	1				1	1		1	0	0	1	0	1	3	1	5	8	1												
Black-capped Kingfisher	0	0						0			0	0	0	0	0	0	0	0	0	0													
Red-billed Starling	0	0						0			0	0	0	0	0	0	0	0	0	0													
Collared Crow	0	0	1	1				2			0	19	0	0	1	2	2	1	5	26													
Bonelli's Eagle																																	1

Summary of Waterbird Count, August 2009

SPECIES	SRA	SRB	DBA	DBB	DBC	DBD	DBE	DBF (TBT)	WEP	NW / LFS	TKC	LC	TSW	MPST	ST	MPNR	Ramsar ponds	Ramsar intertidal areas	Ramsar Site	DEEP BAY AREA	Starling Inlet
Little Grebe	26	0	16					12	1		9	0	8	3	5	16	25	0	41	96	3
Great Crested Grebe																0			0	0	
Great Cormorant	0	0	1					0			0	0	0	0	0	1	0	0	1	2	
Dalmatian Pelican																0			0	0	
Grey Heron	2	0						1	1		0	0	0	1	0	6	2	0	8	11	4
Purple Heron																0			0	0	
Great Egret	5	0	73	2				18	5	21	5	4	4	7	8	126	36	4	166	278	120
Intermediate Egret	1	0						0			1	0	0	0	0	0	0	0	0	2	
Little Egret	25	0	259	1				32	3	14	30	23	13	10	37	116	99	3	218	563	57
Swinhoe's Egret																0			0	0	
Pacific Reef Egret																0			0	0	
Cattle Egret	61	0	1					0			31	0	1	0	5	3	1	0	4	102	11
Chinese Pond Heron	39	0	82					10	2	3	11	5	7	31	35	17	61	0	78	242	2
Striated Heron	0	0		2				0			0	0	0	0	1	1	0	2	3	4	
B-c Night Heron	1	0	36	1				2			1	0	0	0	0	4	3	1	8	45	5
Yellow Bittern	1	0	1					1			0	0	0	0	0	0	0	0	0	3	
Cinnamon Bittern																0			0	0	
Great Bittern																0			0	0	
Black Stork																0			0	0	
Black-headed Ibis																0			0	0	
Eurasian Spoonbill																0			0	0	
Black-faced Spoonbill																0			0	0	
Common Shelduck																0			0	0	
Eurasian Wigeon	0	0						0			0	0	0	0	0	0	0	0	0	0	
Falcated Duck																0			0	0	
Gadwall																0			0	0	
Baikal Teal																0			0	0	
Common Teal	0	0						0			0	0	0	0	0	0	0	0	0	0	
Mallard																0			0	0	
Spot-billed Duck																0			0	0	
Chinese Spotbill																0			0	0	
Burmese Spotbill																0			0	0	
Northern Pintail																0			0	0	
Garganey																0			0	0	
Northern Shoveler																0			0	0	
Common Pochard																0			0	0	
Baer's Pochard																0			0	0	
Tufted Duck																0			0	0	
Greater Scaup																0			0	0	
Red-breasted Merganser																0			0	0	
Duck sp.																0			0	0	
Slaty-breasted Rail																0			0	0	
Water Rail																0			0	0	
White-breasted Waterhen	4	0	2					3	2		2	0	4	4	1	3	13	0	16	25	
Watercock																0			0	0	
Common Moorhen	0	0	15					1			0	0	0	1	0	0	2	0	2	17	

Eurasian Coot																0			0	0	
Pheasant-tailed Jacana																0			0	0	
Greater Painted Snipe																0			0	0	
Black-winged Stilt			3				4	5								5	4		9	17	
Pied Avocet																0			0	0	
Oriental Pratincole																0			0	0	
Northern Lapwing																0			0	0	
Grey-headed Lapwing																0			0	0	
Pacific Golden Plover																0			0	0	
Grey Plover																0			0	0	
Common Ringed Plover																0			0	0	
Little Ringed Plover	3	0	11				0	9		0	0	5	0	9	0	5	0	5	37		
Kentish Plover																0			0	0	
Lesser Sand Plover																3			3	3	
Greater Sand Plover								6								152			152	158	6
Black-tailed Godwit																80			80	80	
Bar-tailed Godwit																0			0	0	
Whimbrel																37			37	37	
Eurasian Curlew																74			74	74	
Far Eastern Curlew																0			0	0	
Spotted Redshank																5			5	5	
Common Redshank	2		10					4								844			844	860	
Marsh Sandpiper																18			18	18	
Common Greenshank			3					3								853			853	859	
Nordmann's Greenshank																0			0	0	
Green Sandpiper	3	0					1			0	0	0	0	0	0	1	0		1	4	
Wood Sandpiper	49	0	28				5	23		0	0	0	0	1	25	5	0	30	131		
Terek Sandpiper																74			74	74	
Common Sandpiper	9	0	1				5			6	6	1	1	6	3	20	0	23	38	1	
Grey-tailed Tattler																1			1	1	
Ruddy Turnstone																0			0	0	
Red-necked Phalarope																0			0	0	
Pintail Snipe																0			0	0	
Swinhoe's Snipe																0			0	0	
Pintail/Swinhoe's Snipe																0			0	0	
Common Snipe																0			0	0	
Long-billed Dowitcher																0			0	0	
Asian Dowitcher																3			3	3	
Red Knot																0			0	0	
Great Knot																0			0	0	
Sanderling																0			0	0	
Red-necked Stint																0			0	0	
Little Stint																0			0	0	
Temminck's Stint																0			0	0	
Long-toed Stint																0			0	0	
Pectoral Sandpiper																0			0	0	
Sharp-tailed Sandpiper																0			0	0	
Dunlin																0			0	0	
Curlew Sandpiper																4			4	4	
Spoon-billed Sandpiper																0			0	0	
Broad-billed Sandpiper																0			0	0	
Ruff																0			0	0	

Small wader spp.																				0				0		0			
Wader sp.									86												0				0		86		
Black-tailed Gull																					0				0		0		
Heuglin's Gull																					0				0		0		
Yellow-legged Gull																					0				0		0		
Slaty-backed Gull																					0				0		0		
Pallas's Gull																					0				0		0		
Large Gull spp.																					0				0		0		
Brown-headed Gull																					0				0		0		
Black-headed Gull	0	0						0			0	0	0	0	0	0	0	0	0	0	0		0	0	0	0	0		
Saunders's Gull																					0				0		0		
Whiskered Tern																					0				0		0		
White-winged Tern																					0				0		0		
Gull-billed Tern																					0				0		0		
Caspian Tern																					0				0		0		
Total	231	NC	542	6	NC	NC	NC	95	150	38	96	38	43	58	108	2474	277	10	2761	3879	209								
	Deep Bay Area	%	Ramsar Site	%	SW	SI																							
Cormorants	2	0.1	1	0.0	0	0																							
Ardeids etc	1250	32.2	485	17.6	0	199																							
Ducks, grebes, pelicans	96	2.5	41	1.5	0	3																							
Rails, Coot etc	42	1.1	18	0.7	0	0																							
Waders	2489	64.2	2216	80.3	0	7																							
Gulls and terns	0	0.0	0	0.0	0	0																							
TOTAL	3879		2761		0	209																							
Date of count: 9 Aug 2009																													
n/c = site not counted																													
# indicates count consists of or includes a count made up to one week either side of the count date																													
% = count made at evening roost																													
Wetland-dependant species																													
Species	SRA	SRB	DBA	DBB	DBC	DBD	DBE	DBF (TBT)	WEP	NW / LFS	TKC	LC	TSW	MPST	ST	MPNR	Ramsar ponds	Ramsar intertidal areas	Ramsar Site	DEEP BAY AREA	Starling Inlet								
Osprey			3													1			1		4								
Black Kite	0	0	3					3			0	4	1	1	2	15	9	0	24	29									
White-bellied Sea Eag																0			0	0									
Eastern Marsh Harrier																0			0	0									
Common Buzzard																0			0	0									
Greater Spotted Eagle	0	0						0			0	0	0	0	0	0	0	0	0	0									
Imperial Eagle	0	0						0			0	0	0	0	0	0	0	0	0	0									
Peregrine Falcon																0			0	0									
Pied Kingfisher	1	0						0			1	0	0	2	2	1	3	0	4	7									
Common Kingfisher	3	0						3	1	1	3	0	4	4	5	2	14	0	16	26								1	
White-throated Kingfisher	0	0	2	1				5	1		1	0	0	1	0	2	7	1	10	13								1	
Black-capped Kingfisher	0	0						0			0	1	0	0	0	0	1	0	1	1									
Red-billed Starling	0	0						0			0	0	0	0	0	0	0	0	0	0									
Collared Crow	0	0	4					3			0	6	3	0	2	3	12	0	15	21									

Summary of Waterbird Count, September 2009

SPECIES	SRA	SRB	DBA	DBB	DBC	DBD	DBE	DBF (TBT)	WEP	NW / LFS	TKC	LC	TSW	MPST	ST	MPNR	Ramsar ponds	Ramsar intertidal areas	Ramsar Site	DEEP BAY AREA	Starling Inlet
Little Grebe	31	0	12					24	3	6	8	1	19	4	3	14	36	0	50	125	1
Great Crested Grebe																0			0	0	
Great Cormorant	0	0						0			0	0	0	1	0	1	1	0	2	2	
Dalmatian Pelican																0			0	0	
Grey Heron	41	0	35		1	11	42	17	8		2	5	2	4	0	40	19	56	115	208	10
Purple Heron																2			2	2	
Great Egret	89	0	66	113	5	31	119	52	8	12	6	11	6	5	7	55	35	308	398	585	158
Intermediate Egret	16	0		6				0			1	1	0	0	0	11	1	6	18	35	
Little Egret	79	0	167	120	17	30	91	89	8	62	10	38	13	12	18	33	96	318	447	787	51
Swinhoe's Egret																0			0	0	
Pacific Reef Egret																0			0	0	
Cattle Egret	33	0						11	2		10	10	9	2	4	1	28	0	29	82	2
Chinese Pond Heron	42	0	16					4	1	10	14	6	17	15	15	11	58	0	69	151	3
Striated Heron	0	0	1					0			0	0	0	0	0	2	0	0	2	3	
B-c Night Heron	14	0	15					11			2	0	0	2	3	12	17	0	29	59	11
Yellow Bittern	0	0	1					3			0	0	0	2	0	1	5	0	6	7	
Cinnamon Bittern																0			0	0	
Great Bittern																0			0	0	
Black Stork																0			0	0	
Black-headed Ibis																0			0	0	
Eurasian Spoonbill																0			0	0	
Black-faced Spoonbill							4									3		4	7	7	
Common Shelduck																0			0	0	
Eurasian Wigeon	0	0						0			0	0	0	0	0	0	0	0	0	0	
Falcatid Duck																0			0	0	
Gadwall																0			0	0	
Baikal Teal																0			0	0	
Common Teal	0	0						0			0	0	0	0	0	0	0	0	0	0	
Mallard																0			0	0	
Spot-billed Duck																0			0	0	
Chinese Spotbill																0			0	0	
Burmese Spotbill																0			0	0	
Northern Pintail																0			0	0	
Garganey																0			0	0	
Northern Shoveler																0			0	0	
Common Pochard																0			0	0	
Baer's Pochard																0			0	0	
Tufted Duck																1			1	1	
Greater Scaup																0			0	0	
Red-breasted Merganser																0			0	0	
Duck sp.			12	14												0		14	14	26	
Slaty-breasted Rail																0			0	0	
Water Rail																0			0	0	
White-breasted Waterhen	10	0	2					3			2	0	0	3	3	9	10	0	19	32	
Watercock																0			0	0	
Common Moorhen	2	0	10	1				0	1		0	0	0	0	0	0	0	1	1	14	

Eurasian Coot																	0			0	0																	
Pheasant-tailed Jacana	1																0			0	1																	
Greater Painted Snipe																	1			0	1																	
Black-winged Stilt	14		389	3													11		4	2	109	4	3	116	532													
Pied Avocet																					0			0	0													
Oriental Pratincole																					0			0	0													
Northern Lapwing																					0			0	0													
Grey-headed Lapwing																					0			0	0													
Pacific Golden Plover																					0			0	0													
Grey Plover																					17			17	17													
Common Ringed Plover																					0			0	0													
Little Ringed Plover	0	0																0	8	30	0	0	5	0	0	17	5	0	22	60								
Kentish Plover																									0		0	0	1									
Lesser Sand Plover																									0		0	0										
Greater Sand Plover																									1		1	1	12									
Black-tailed Godwit																									289		289	289										
Bar-tailed Godwit																									28		28	28										
Whimbrel																									9		24		24	33								
Eurasian Curlew																										115		115	115									
Far Eastern Curlew																										0		0	0									
Spotted Redshank																										16	1	17	17									
Common Redshank			125	9																						106		9	115	252								
Marsh Sandpiper			8																							920		920	928									
Common Greenshank	1		38																							18		918		918	975	7						
Nordmann's Greenshank																											0		0	0								
Green Sandpiper	2	0																								0	0	1	0	1	3							
Wood Sandpiper	38	0	92																							0	14	0	0	2	0	1	102	2	0	104	249	
Terek Sandpiper																											1		1		1	2						
Common Sandpiper	6	0	18																							3	6	3	10	10	2	10	11	28	0	39	79	2
Grey-tailed Tattler																											1		1		0		7	7	8			
Ruddy Turnstone			1																										0		0		0	1				
Red-necked Phalarope																													0		0		0	0				
Pintail Snipe																													0		0		0	0				
Swinhoe's Snipe																													0		0		0	0				
Pintail/Swinhoe's Snipe	1																												1		1		1	2				
Common Snipe			6																										7		0	2	2	15				
Long-billed Dowitcher																														0		0		0	0			
Asian Dowitcher																														1		1		1	1			
Red Knot																														12		12		12	12			
Great Knot																														61		61		61	61			
Sanderling																														0		0		0	0			
Red-necked Stint																														0		0		0	0			
Little Stint																														0		0		0	0			
Temminck's Stint																														1		1		1	1			
Long-toed Stint																														2		2		2	2			
Pectoral Sandpiper																														0		0		0	0			
Sharp-tailed Sandpiper																														1		1		1	1			
Dunlin																															2		2		2	2		
Curlew Sandpiper																															1		1		1	1		
Spoon-billed Sandpiper																															0		0		0	0		
Broad-billed Sandpiper																															0		0		0	0		
Ruff																															0		0		0	0		

