

Tender Reference No. AFCD/SQ/16/06

**Mai Po Inner Deep Bay Ramsar Site
Waterbird Monitoring Programme
2006 - 07**

**Monthly Waterbird Monitoring
Winter 2006-07 Report**



Submitted by
The Hong Kong Bird Watching Society Ltd.
Approved Charitable Institution of a Public Character
to Agriculture, Fisheries and Conservation Department,
Hong Kong SAR Government

May 2007



This report is printed on recycled paper

Tender Reference No. AFCD/SQ/16/06

Waterbird Monitoring at the Mai Po Inner Deep Bay Ramsar Site

Waterbird Count Coordinator

YU Yat Tung

The Hong Kong Bird Watching Society Ltd.

Data Contributors

John Allcock, Geoff Carey, Mike Chalmers, Cheung Mok Jose Alberto, Forrest Fong, Vivian Fu, Martin Hale, George Ho, John Holmes, Tony Hung, W.M. Hung, Alan Lam, Shirley Lam, Apache Lau, K.W. Law, H.F. Lee, Mike Leven, R.W. Lewthwaite, Karl Ng, Y.H. Sung, Graham Talbot, Mike Turnbull, Captain Wong, H.K. Ying, Y.T. Yu, Shenzhen Bird Watching Society, Agriculture, Fisheries and Conservation Department and The Hong Kong Bird Watching Society Ltd.

Copyright

The project is part of the "Mai Po Inner Deep Bay Ramsar Site Waterbird Monitoring Programme 2006-07" funded by Agriculture, Fisheries and Conservation Department, Hong Kong SAR Government (AFCD). All the data shall be the property of the Government with full copyright

Report available for public information

The Hong Kong Bird Watching Society Limited
Room 1612, Beverley Commercial Centre, 87-105 Chatham Road
Tsim Sha Tsui, Kowloon, Hong Kong
E-mail: hkbws@hkbws.org.hk Website: www.hkbws.org.hk

And

Agriculture, Fisheries and Conservation Department
Hong Kong SAR Government
7/F, Cheung Sha Wan Government Offices
303 Cheung Sha Wan Road
Kowloon, Hong Kong
Website: www.afcd.gov.hk

This publication should be cited as

Anon. 2007. Winter 2006-07 Report on Waterbird Monitoring at the Mai Po Inner Deep Bay Ramsar Site. Report by Hong Kong Bird Watching Society to the Agriculture, Fisheries and Conservation Department, Hong Kong Special Administrative Region Government.

TABLE OF CONTENTS

REPORT

1. Introduction.....	5
2. Methodology	5
3. Results	6
3.1 Species of Conservation Concerns.....	9
3.2 Other notable counts	13
4. Conclusion.....	14
5. Acknowledgements.....	15
6. References.....	15

TABLE

Table 1. Numbers of waterbird counts, winter 2006-07 by groups and areas	7
Table 2. Peak numbers of different waterbird groups in the Deep Bay area of last six winters.....	8
Table 3. Numbers of waterbird during the low-tide counts.....	9

FIGURE

Figure 1. Winter aggregate of species peak counts and mid-winter (January) waterbird counts, 1992-2007.....	18
---	----

Map

Map 1. Map of Hong Kong showing location of the Mai Po Inner Mai Po Deep Bay Ramsar Site	20
Map 2. Location of some count sites of the Waterbird Monitoring Programme....	20

APPENDICES

Appendix 1. Counts of waterbird in October 2006	
Counts of waterbird in November 2006	
Counts of waterbird in December 2006	
Counts of waterbird in January 2007	
Counts of waterbird in February 2007	
Counts of waterbird in March 2007	
Counts of waterbird during low tide in December 2006	
Counts of waterbird during low tide in January 2007	
Counts of waterbird during low tide in February 2007	

Winter 2006-07 Report on Waterbird Monitoring at the Mai Po Inner Deep Bay Ramsar Site

Report



The Hong Kong Bird Watching Society Limited



Agriculture, Fisheries and Conservation Department

MAI PO INNER DEEP BAY RAMSAR SITE WATERBIRD MONITORING PROGRAMME

Programme 2006/07

Monthly Waterbird Count

Oct 2006 - Mar 2007

Winter 2006-2007 Report

Y.T. Yu¹

1. Introduction

Long-term monitoring of waterbirds provides an indication of the health of the Deep Bay ecosystem. It is an important strategic aspect for the management of the Mai Po Inner Deep Bay Ramsar Site. This Waterbird Monitoring Programme was administered and executed by the Hong Kong Bird Watching Society Limited (HKBWS) under subvention from the Agriculture, Fisheries and Conservation Department (AFCD) from March 1998 to March 2004. Starting from April 2004, the Waterbird Monitoring Programme was arranged under a service contract funded by AFCD.

Monthly counts of waterbirds in the site form a major part of this programme, the others being counts of shorebirds during the migration season, and egret surveys during the breeding season. This report concerns the monthly waterbird monitoring component for the winter period from October 2006 to March 2007 under the contract tender reference no. AFCD/SQ/16/06.

2. Methodology

Coordinated mid-monthly counts of wintering waterbirds in Hong Kong were carried out by members of the HKBWS on 8 October 2006, 19 November 2006, 17 December 2006, 14 January 2007, 11 February 2007 and 11 March 2007. The January count coincided with the Asian Waterfowl Census organized by Wetlands International - Asia Pacific. Counts from November to March have been carried out each winter since 1992-1993; counts in January were first carried out in 1979.

The survey area extends from fishponds at Ma Tso Lung in the east to the coastal fringe at Pak Nai and Nim Wan in the west and the Futian National Nature

¹ Yu Yat Tung (Coordinator, Waterbird Monitoring Programme)
The Hong Kong Bird Watching Society Limited
Postal address: G.P.O. Box 12460, Hong Kong
Tel: (852) 2377 4387 Fax: (852) 2314 3687 E-mail: hkbws@hkbws.org.hk

Reserve in Shenzhen Special Economic Zone, China in the north. Since November 2004, counting of waterbirds in the Hong Kong Wetland Park at Tin Shui Wai was included as a part of this monitoring programme (Map 1 and 2).

In general, this monitoring programme involves surveying specified areas and counting waterbirds in individual fishponds, *gei wai*, streams, mudflat or marshes. Other variables, such as the vegetation surrounding each pond, the height of exposed edge to the pond and the percentage of pond bottom exposed as a result of drain-down are also measured four times a year. Tidal areas of Inner Deep Bay were surveyed simultaneously so as to ensure the chance of double-counting was as small as possible.

During the winter months, there are substantial numbers of birds in the bay. However, there are very few diurnal tides of a sufficient height to force all waterbirds off the mudflat and onto roost sites inland. Counts were made on dates with a rising tide, preferably one that comes to about 2.0 m. High-tide counts of individual species made one week either side of the count date are included if they are considered to be more accurate than that made on the count day. This methodology used is described in detail in the Waterbird Count Handbook (Carey 2002, Map 1, Map 2).

However, daytime high tides were not high enough to move the waterbirds closed to the Mai Po Boardwalk birdwatching hide in recent winters. An additional low-tide count was arranged in the mid-winter period (i.e. December to February) in winter 2006-07, in order to provide extra information to the number of ducks and gulls present in the intertidal area. Counting was done in synchronous manner on several sites including Mai Po Nature Reserve, Mai Po Boardwalk birdwatching hide, Tsim Bei Tsui police jetty and the Futian National Nature Reserve, Shenzhen. These low-tide counts were scheduled on the same days of the high-tide counts and conducted in the low-tide period.

3. Results

Coverage of the whole Deep Bay and the Ramsar Site was completed in all winter months, including the Hong Kong Wetland Park at Tin Shui Wai and the Futian National Nature Reserve in Shenzhen Special Economic Zone, China. The complete coverage of both sides of the Deep Bay improves the accuracy. The results of the six counts are summarized in Table 1; results in full are provided in appendices.

Monthly total numbers and numbers in each waterbird group are shown in table 1. The peak number of wintering waterbirds in the Deep Bay area occurred in February in this winter, which a total of 70,303 waterbirds was recorded but only 33,782 (48%) waterbirds were present in the Mai Po Inner Deep Bay Ramsar Site area. The winter peak count usually occurred in the January count, but the peak counts fell outside the January count in three occasions in the past (i.e. winter 1998-99, 2003-04 and 2005-06). This peak count of 70,303 waterbirds is higher than the winter peak count in the previous two years which had only a total of 56,889 and 54,454 waterbirds respectively and this winter peak count has an 24% increase from the previous year peak count.

The January count is usually used for further comparison to the other previous winters because the winter peak counts were usually recorded in January. In this winter, a total of 65,909 waterbirds were recorded in January 2007, of which 46,372 (70%) waterbirds were present in the Ramsar Site area and this number is also the peak count in the Ramsar Site area in this winter. Figure 1 shows all the January counts since the mid 1990s. The 2007 January count is the highest number since winter 1997-98, which is the third highest count of all the January counts.

The largest group of wintering waterbird was comprised by the Ducks and grebes at a total of 27,913 and 33,779 individuals during the January and February counts respectively. The number of waders was also high in the February count at 19,054 individuals. The number of Gulls and terns was counted at 12,000 individuals in the January count, but the number dropped considerably in the February count (Table 1).

Table 1. Numbers of waterbird counts, winter 2006-2007 by groups and areas.

Group	Site	Oct	Nov	Dec	Jan	Feb	Mar
Cormorants	Ramsar Site	137	3828	5295	7041	5591	5282
	Deep Bay area	180	5351	6913	10081	6104	6831
	SI & SW	0	8	25	50	50	40
Ardeids	Ramsar Site	1549	1708	2207	1889	1540	1746
	Deep Bay area	2950	4385	4396	3157	3693	3836
	SI & SW	344	448	533	401	495	359
Ducks and grebes	Ramsar Site	103	11351	20563	22252	10772	5823
	Deep Bay area	1110	12642	23099	27913	33779	8231
	SI & SW	17	193	96	41	62	27

Rails, Coots etc.	Ramsar Site	33	86	72	162	118	132
	Deep Bay area	91	221	509	432	798	403
	SI & SW	4	6	3	6	12	8
Waders	Ramsar Site	3986	3785	7459	10358	11431	8728
	Deep Bay area	5029	5868	11066	12326	19054	14468
	SI & SW	29	21	13	5	4	3
Gulls and terns	Ramsar Site	0	2189	10000	4670	4330	2000
	Deep Bay area	0	2258	10000	12000	6875	2837
	SI & SW	0	0	0	0	0	0
Totals	Ramsar Site	5808	22947	45596	46372	33782	23711
	Deep Bay area	9360	30725	55983	65909	70303	36606
	SI & SW	394	676	670	503	623	437

SI & SW = Starling Inlet and Shuen Wan

Table 2 shows numbers of different groups of waterbird in the past six winters. The Ducks and grebes, Rails and coots, and waders had an obvious increase of numbers in this winter from the previous five winters, while the Ardeids just had a marginal increase of numbers comparing to the previous winter. In contrast, the Gulls and terns decreased 16% from the previous winter and the Cormorants decreased slightly on 3% from the previous number. In winter 2006-07, several groups of the wintering waterbirds were also recorded their peak numbers outside the January count.

Table 2. Peak numbers of different waterbird groups in the Deep Bay area during the mid-winter period (i.e. December to February) in last six winters.

Winter	Cormo- rants	Ardeids	Ducks and grebes	Rails and coots	Waders	Gulls and terns
2001-02	6230 (Jan)	4400 (Jan)	18897 (Dec)	195 (Jan)	10242 (Jan)	13302 (Jan)
2002-03	7959 (Jan)	4702 (Jan)	20203 (Jan)	219 (Dec)	9849 (Feb)	13191 (Jan)
2003-04 ^	8964 (Jan)	3963 (Dec)	16856 (Feb)	362 (Jan)	12856 (Jan)	8469 (Dec)
2004-05	9552 (Jan)	6425 (Dec)	22521 (Jan)	384 (Feb)	9806 (Feb)	9346 (Dec)
2005-06	10347 (Jan)	4345 (Jan)	19656 (Feb)	597 (Dec)	13695 (Feb)	14417 (Feb)
2006-07	10081 (Jan)	4396 (Dec)	33779 (Feb)	798 (Feb)	19054 (Feb)	12000 (Jan)

^ Counts in mid-winter period of winter 2003-04 were modified by additional counts. Details

are referred to Part II: additional counts of waterbirds in Deep Bay Intertidal area in January and February 2004 in Yu (2004) and Anon. (2005).

In order to gain a more accurate picture of the number of waterbirds that depend on Deep Bay for at least some part of the winter, and to counteract stochastic biases occurring as a result of using the January count alone, the sum of peak species counts for the December 2006 to February 2007 period was used. From the data in Table 1, the total from adding up the maximum number of each group could make a number of 80,108 waterbirds (including unidentified ducks in a number of 4,731 birds) of 71 species. This total of winter peak counts has a considerable increase of 27% from the same figure of the previous winter (i.e. 63,057). In addition, this total is the second highest figure since the commencement of the mid-winter waterbird count (Figure 1).

Low-tide count was conducted in December, January and February, and all these data have been incorporated in all species peak count. From these counts, we collected more representative numbers of Gulls and terns present in the intertidal area than the high-tide counts in the December and January counts. A summary of the results was shown in Table 3. Details were listed in the Appendix 1. (Anon., 2007).

Table 3. Numbers of waterbird in the whole Deep Bay area during the low-tide counts, mid-winter 2006-07. (Numbers in parenthesis are collected in the Ramsar site.)

	Dec 2006	Jan 2007	Feb 2007
Cormorants	2,810 (2,772)	4,617 (4,615)	3,896 (3,895)
Ardeids	1,061 (966)	790 (671)	912 (787)
Ducks, grebes and pelicans	18,120 (6,120)	17,850 (7,850)	24,542 (5,542)
Rails and coots	37 (37)	73 (73)	70 (70)
Waders	703 (279)	734 (146)	826 (13)
Gulls and terns [^]	10,000 (10,000)	12,000 (4,670)	6,701 (6,700)
Total	32,731 (20,174)	36,064 (18,025)	36,947 (17,007)

[^] All data collected from the low-tide counts are higher than the number of the high-tide count in Gulls and terns. For other groups, all number in low-tide count are lower than the number of the high-tide count.

The ten most numerous waterbird species recorded in the Deep Bay area in this winter were: Black-headed Gull *Larus ridibundis* (11,978), Pied Avocet *Recurvirostra*

avosetta (11,957), Great Cormorant *Phalacrocorax carbo* (10,081), Northern Shoveler *Anas clypeata* (8,930), Eurasian Wigeon *Anas penelope* (5,764), Tufted Duck *Aythya fuligula* (4,285), Northern Pintail *Anas acuta* (3,571), Little Egret *Egretta garzetta* (1,969), Common Teal *Anas crecca* (1,951) and Common Greenshank *Tringa nebularia* (1,522). The total number of these ten species is 62,008 birds, constituting 82% of the total winter peak number.

Species of conservation significance

Some species that occur in the Deep Bay Area are of conservation significance due to their being listed as globally threatened by BirdLife International (2000, 2004a, 2006a, 2006b), or because they are species for which Deep Bay supports, or may support, at least 1% of regional or flyway population, as used for implementing the Ramsar Convention criterion 3c. The '1% of regional or flyway population' is based on information provided by Wetlands International (2006). Brief reviews of these important waterbird species are provided below.

Greater Crested Grebe *Podiceps cristatus*

The December count recorded a total of 790 individuals in the Deep Bay area. Wetlands International (2006) set 1% regional population of this species at 375 individuals. Therefore, more than 2% of the regional population was present in the Deep Bay area.

Dalmatian Pelican *Pelcanus crispus*

Vulnerable

None was recorded in Deep Bay area during the winter 2006-07. This is the first winter with no record of this fascinating species since the commencement of the mid-winter waterbird count. Recent records from the monthly China coastal waterbird census indicated that the East Asia regional population could be as low as only 50 birds (Simba Chan, Z.H. Chen and Y.T. Yu *unpub. data*.)]

Great Cormorant *Phalacrocorax carbo*

A total of 10,081 individuals were recorded in an additional synchronous count at night roosting sites at Mai Po Nature Reserve and Nam Sang Wai during the January count period. This is marginally lower than the historical peak count of 10,347 recorded from the previous winter. The 1% regional population is set at 1,000 individuals (Wetlands International 2006) and hence the Deep Bay area supports about 10% of the regional population of this species in winter 2006-07.

Great Egret *Egretta alba*

The maximum count of this species is 1,230 individuals in the December count. This figure shows an increase of 13% from the previous winter peak count. The threshold value of 1% regional population is set at 1,000 individuals (Wetlands International 2006) and therefore the Deep Bay area held 1.2% regional population of this species.

Black-faced Spoonbill *Platalea minor* Endangered

This globally endangered species was recorded in a total of 475 individuals in the December count – a new high record for the whole Deep Bay area, which also included 90 individuals in the Futian National Nature Reserve, Shenzhen. The Deep Bay area still supported 28% of the known world population (total 1,695 individuals in the 2007 International Census of Black-faced Spoonbill) of the Black-faced Spoonbill from the December count.

Lesser White-fronted Goose *Anser erythropus* Vulnerable

Two individuals of this species were firstly found in the Lok Ma Chau area, constituting the first record for Hong Kong. These two individuals were then recorded in the November, December and January waterbird counts. The global population is estimated at 28,000 to 33,000 individuals, of which 20,000 individuals winter in the Lower Yangtze River Basin (BirdLife 2000, 2004a).

Falcated Duck *Anas falcata* Near Threatened

Five individuals were recorded in both January and February counts, while only one bird was recorded in the previous winter.

Northern Pintail *Anas acuta*

The highest count of this species was 3,571 individuals in the February count. The threshold value of 1% regional population is now set at 2,500 individuals (Wetlands International 2006), indicating that the Deep Bay held 1.4% of the regional population of this species.

Northern Shoveler *Anas clypeata*

A total of 8,930 individuals were recorded in the January count, which is the new high figure of this species in the Deep Bay area and this included a flock of 3,648 individuals at the Futian National Nature Reserve. The 1% regional population is set at 5,000 individuals (Wetlands International 2006) and therefore the Deep Bay wintering population was at 1.8% of the regional population.

Tufted Duck *Aythya fuligula*

Beside the Northern Shoveler, the Tufted Duck is another duck species to have a new high count of the Deep Bay area - 4,285 individuals counted in the January count. The 1% regional population is now set at 2,500 individuals (Wetlands International 2006) and 1.7% of the regional population was present in the Deep Bay area in winter 2006-07.

Pied Avocet *Recurvirostra avosetta*

An extraordinary new high count of 11,957 individuals was recorded in the February count - a double of the previous peak count of 5,846 individuals recorded in February 2003, of which a flock of 3,250 birds was counted in the Futian National Nature Reserve, Shenzhen. The 1% threshold value is set at 1,000 individuals (Wetlands Internationals 2006) and this new peak count constituted a total of 11% of the regional population.

Black-tailed Godwit *Limosa limosa*

Near Threatened

The maximum count of this winter was 693 individuals recorded in the February count, which had a 53% increase from the previous winter peak count.

Eurasian Curlew *Numenius arquata*

The peak count was 1,049 individuals recorded in the January count, which is similar to the 1,087 individuals of the previous winter peak count. The 1% threshold value is set at 350 individuals and the Deep Bay area supported 3% regional population of this species.

Far Eastern Curlew *Numenius madagascariensis*

Near Threatened

Two individuals of this species were recorded in the December count. Perhaps these are late passage birds. There are also a few isolated winter records in the past (Carey *et al.* 2001).

Spotted Redshank *Tringa erythropus*

The peak count was 1,151 individuals in the February count, which has a 31% decrease from the total of 1,687 individuals in the previous winter peak count. The 1% regional population is set at 1,000 individuals (Wetlands International 2006) and this peak count constituted 1.1% of the regional population.

Common Greenshank *Tringa nebularia*

The winter peak count was 1,522 individuals recorded in the February count,

which is not only nearly a double of the peak count of the previous winter and it is also a new high midwinter count of this species. The previous high count was 833 individuals in January 1995 (Carey *et al.* 2001). This new peak count constituted 1.5% of the regional population as the 1% threshold value is set at 1,000 individuals (Wetlands International 2006).

Saunders's Gull *Larus saundersi*

Vulnerable

A total of 52 individuals of this species were recorded in the December count. This peak count is similar to the previous winter peak count (i.e. 51 individuals). The world population is estimated at 7,100 to 9,600 individuals and the 1% threshold value is set at 85 birds (Wetlands International 2002).

Other notable counts

Common Shelduck *Tadorna tadorna*

The maximum count of this species in this winter was 44 birds in the January count. This is an encouraging recovery from the very low figure of only three individuals in the previous winter. However, such number is still very low compared to counts of over 1,000 individuals in mid 1990s.

Garganey *Anas querquedula*

A total of 126 individuals were recorded during the January count and this is a new high mid-winter count of this species. This species is a passage migrant in Hong Kong and small numbers, usually in figures of several tens, were present in the mid-winter period (Carey *et al.* 2001).

Eurasian Coot *Fulica atra*

A total of 620 individuals were counted in the February count which is the peak count of this species in the winter. This figure is almost the double of the peak count of the previous winter, but it is still low compared to the numbers in early 1990s.

Black-winged Stilt *Himantopus himantopus*

The winter peak count was 468 birds recorded in the February count, which is slightly lower than the 495 birds of the previous winter. Most of the birds (i.e. 413 individuals) were recorded in the Futian National Nature Reserve, Shenzhen. Nevertheless, this species is known to be present with large numbers usually in autumn (Carey *et al.* 2001).

Marsh Sandpiper *Tringa stagnatilis*

The winter peak count was at 796 individuals in the February count, which has a considerably decline of 60% from the previous winter peak count (i.e. 2,068 birds). Besides, the estimate of regional population is increased from 90,000 individuals to a range of 100,000 to 1,000,000 individuals (Wetlands International 2006).

Small waders, mainly comprising Kentish Plover *Charadrius alexandrinus* and Dunlin *Calidrius alpinus*

A total of 2,150 and 1,730 individuals of the small waders were counted in the December and January count respectively. These figures are low compared to the peak count of 5,500 individuals in the previous winter. The 1% threshold value of the Kentish Plover is set at 1,000 individuals (Wetlands International 2006) and these figures are still likely to be important for the regional population.

Black-headed Gull *Larus ridibundis*

The winter peak count of this species was 11,978 recorded in the January count and this figure has a 15% decrease from the previous winter peak count. This is the dominant species in the Deep Bay area and its number is of locally conservation concern.

Conclusion

Since the winter 1997-98, the numbers of wintering waterbirds appeared to stabilize in a range 57,000 to 64,000 individual of the total winter peak count till recent winters (Figure 1). The total winter peak count in this winter increased sharply to 80,108 individuals and this increase is very encouraging but unexpected. It is because numbers of waterbird were still fluctuating in last few winters and so there is no trend of increasing the numbers. In addition, the winter 2006-07 was relatively warm and it is generally believed that fewer wintering waterbirds would go to the south in a warm winter.

One factor might contribute to the boost of the waterbird number in the Deep Bay area. Situation in the Futian National Nature Reserve improved noticeably. Several fishponds inside the reserve have been taken over by the reserve management office and the fishpond operators moved out from the reserve. There had no further development in and nearby the reserve. Access to the intertidal mudflat area is completely restricted. All these factors made the reserve to receive very low human disturbance. There are not only to have a significantly increase of the numbers of waterbird, but also some birds in the intertidal area could be present in relatively short distance from the people on the edge. In the February count, a total

of 33,779 waterbirds was counted in Futian and this number made the total number of waterbirds in the whole Deep Bay area to reach to 70,303 individuals - a new high monthly number to this waterbird monitoring programme.

Low-tide count was conducted in the mid-winter period and it provided additional information, especially to the total numbers of wintering gulls and terns present mostly in the intertidal area. This gave a more accurate and complete picture of the waterbird numbers present in the whole Deep Bay area. On the other hand, the disturbance from illegal border-crossing fishermen on the Hong Kong side could not be totally removed, but regular patrols and prosecutions reduced this disturbance to a low level that waterbirds could tolerate.

Some waterbirds were recorded in new high numbers (e.g. Tufted Duck and Pied Avocet), while some are in a declining trend and even absent in this winter (e.g. Dalmatian Pelican). Factors to cause the numbers going up and down are still not obviously clear. One aim of this monitoring programme is to document the trend of the wintering waterbird numbers that is essential information for the conservation of the whole Deep Bay area - an Important Bird Area in Asia (BirdLife International 2004b) and a Ramsar Site.

Acknowledgements

I would like to thank the following counters for participating the counts: John Allcock, Geoff Carey, Mike Chalmers, Cheung Mok Jose Alberto, Forrest Fong, Vivian Fu, Martin Hale, George Ho, John Holmes, Tony Hung, W.M. Hung, Alan Lam, Shirley Lam, Apache Lau, K.W. Law, H.F. Lee, Mike Leven, R.W. Lewthwaite, Karl Ng, Y.H. Sung, Graham Talbot, Mike Turnbull, Captain Wong, H.K. Ying, Shenzhen Bird Watching Society and representatives from AFCD to the counts at the Hong Kong Wetland Park.

References

Anon. 2005. Winter 2004-05 Report on Waterbird Monitoring at the Mai Po Inner Deep Bay Ramsar Site. Report by Hong Kong Bird Watching Society to the Agriculture, Fisheries and Conservation Department, Hong Kong SAR Government.

Anon., 2007. Monthly Waterbird Counts Data April 2006 - March 2007 on Waterbird Monitoring Programme at the Mai Po Inner Deep Bay Ramsar Site.

(under prep.) Report by Hong Kong Bird Watching Society to the Agriculture, Fisheries and Conservation Department, Hong Kong SAR Government.

BirdLife International. 2000. Threatened Birds of the World. Lynx Edicions and BirdLife International. Barcelona and Cambridge, UK.

BirdLife International. 2004a. Threatened Birds of the world 2004. CD-ROM. Cambridge, UK: BirdLife International.

BirdLife International. 2004b. Important Bird Areas in Asia: key sites for conservation. Cambridge, UK: BirdLife International.

BirdLife International. 2006a. Species factsheet: *Anas falcata*. Download from <http://www.birdlife.org> on 20/5/2006.

BirdLife International. 2006b. Species factsheet: *Limosa limosa*. Download from <http://www.birdlife.org> on 20/5/2006.

Carey, G.J., Chalmers, M.L., Diskin, D.A., Kennerley, P.R., Leader, P.J., Leven, M.R., Lewthwaite, R.W., Melville, D.S., Turnbull, M. and Young, L. 2001. The Avifauna of Hong Kong. Hong Kong Bird Watching Society. Hong Kong.

Carey, G.J. 2002. Waterbird Count Handbook: A guide for participants in the waterbird counts in Hong Kong. 2nd edition. Hong Kong Bird Watching Society. Hong Kong.

Wetlands International. 2006. Waterbird Population Estimates - fourth edition. Wetlands International, Wageningen, The Netherlands.

Yu, Y.T. 2004. Winter 2003-04 Report on Waterbird Monitoring at the Mai Po Inner Deep Bay Ramsar Site. The Hong Kong Bird Watching Society Limited. Hong Kong.

Yu, Y.T. and Wong C.C. 2007. International Black-faced Spoonbill Census: 19-21 January 2007. Hong Kong Bird Watching Society Limited. Hong Kong.

Winter 2006-07 Report on Waterbird Monitoring at the Mai Po Inner Deep Bay Ramsar Site

Figure

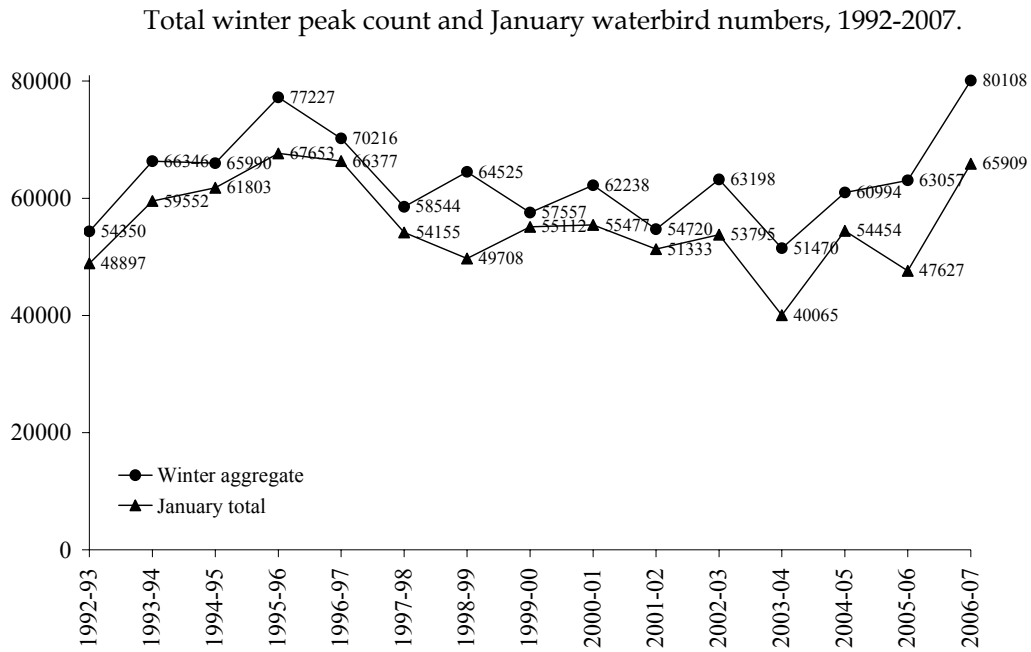


The Hong Kong Bird Watching Society Limited



Agriculture, Fisheries and Conservation Department

Figure 1. Winter aggregate of species peak counts and mid-winter (January) waterbird counts, 1992-2007. Note: number of waterbird in winter 2003-04 was modified and details are referred to Anon. (2005).



Winter 2006-07 Report on Waterbird Monitoring at the Mai Po Inner Deep Bay Ramsar Site

Maps

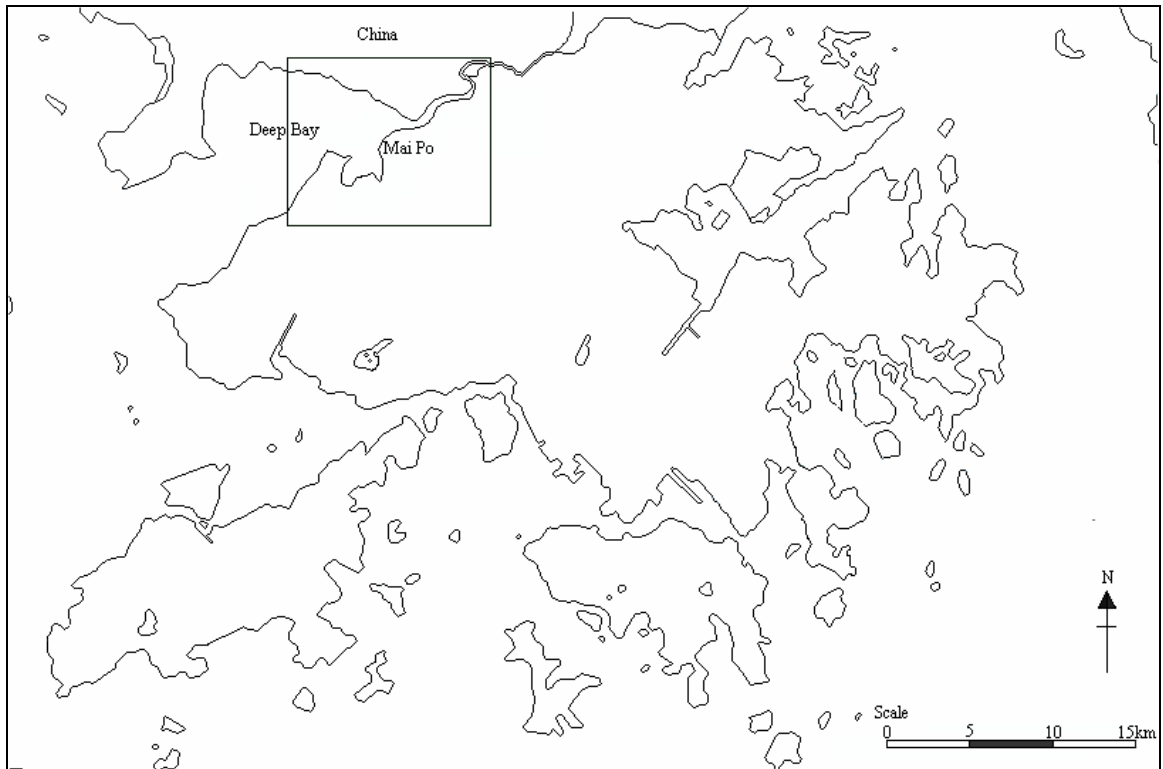


The Hong Kong Bird Watching Society Limited

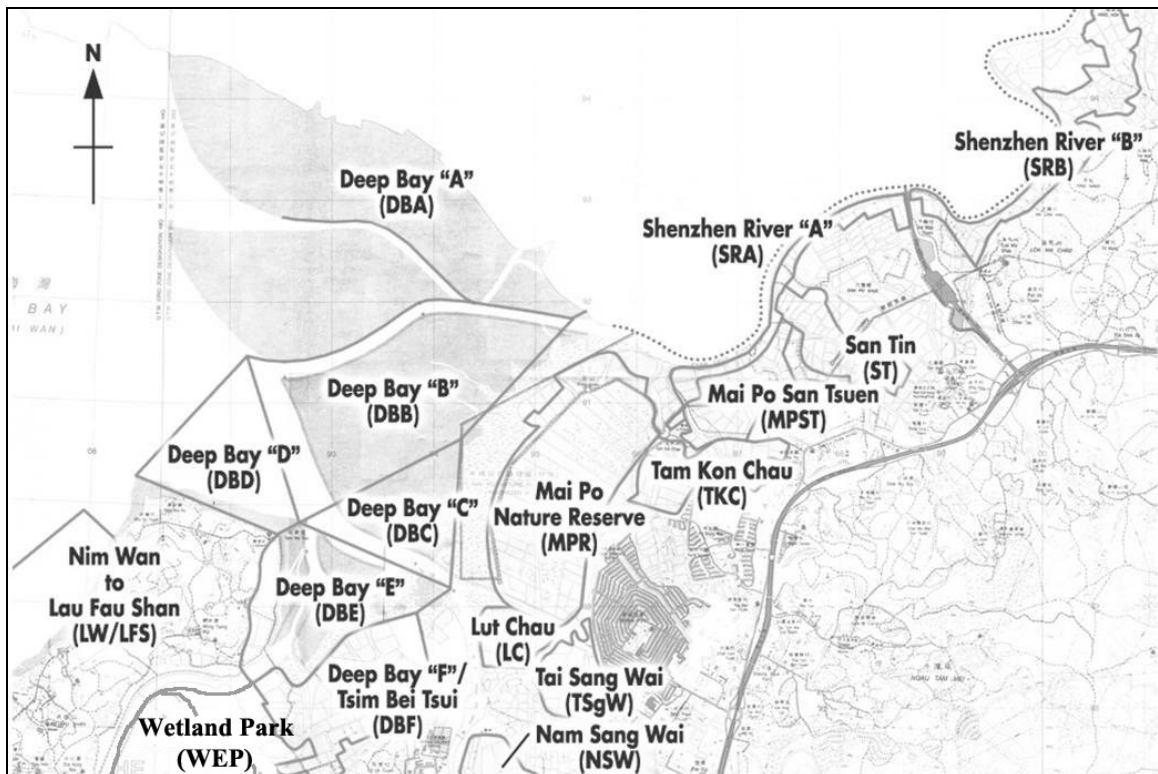


Agriculture, Fisheries and Conservation Department

Map 1. Map of Hong Kong showing location of the Mai Po Inner Deep Bay Ramsar Site



Map 2. Locations of some count areas of the Waterbird Monitoring Programme



Winter 2006-07 Report on Waterbird Monitoring at the Mai Po Inner Deep Bay Ramsar Site

Appendices



The Hong Kong Bird Watching Society Limited



Agriculture, Fisheries and Conservation Department

Summary of Waterbird Count, October 2006

SPECIES	SRA	SRB	DBA	DBB	DBC	DBD	DBE	DBF (TBT)	NW / LFS	WEP	TKC	LC	TSW	MPST	ST	MPNR	Ramsar ponds	Ramsar intertidal areas	Ramsar Site	DEEP BAY AREA	Shuen Wan	Starling Inlet
Little Grebe	12	15	2					32		2	5	0	15	0	6	9	47	0	56	98		10
Great Crested Grebe																0			0	0		
Great Cormorant	15	11	3		1		3	9			6	53	2	9	7	61	72	4	137	180		
Dalmatian Pelican																0			0	0		
Grev Heron	30	22	135		108	14	18	19	3	14	7	9	2	14	18	149	37	140	326	562		36
Purple Heron																1			1	1		
Great Egret	10	15	295	40	266	10	6	13	50	3	9	21	4	36	8	62	65	322	449	848		140
Intermediate Egret	2	0			2		1	0		2	0	0	0	1	0	3	1	3	7	11		2
Little Egret	10	40	446	7	270	10	33	30	55	4	166	15	21	34	53	14	241	320	575	1208		38
Swinhoe's Egret																0			0	0		
Pacific Reef Egret																0			0	0		
Cattle Egret	0	0	3					2			12	15	3	5	1	0	34	0	34	41		13
Chinese Pond Heron	20	26	20				1	11	2	10	53	6	26	24	9	45	101	1	147	253		6
Striated Heron	0	0	1					0			0	0	0	0	0	0	0	0	0	1		
B-c Night Heron	2	2	5					2		1	3	1	0	1	0	3	5	0	8	20		1
Yellow Bittern	1	0	1					1			1	0	0	0	1	0	2	0	2	5		
Cinnamon Bittern																0			0	0		
Great Bittern																0			0	0		
Black Stork																0			0	0		
Black-headed Ibis																0			0	0		
Eurasian Spoonbill																0			0	0		
Black-faced Spoonbill																0			0	0		
Common Shelduck																0			0	0		
Eurasian Wigeon	0	0						0			0	0	0	0	0	0	0	0	0	0		
Falcatied Duck																0			0	0		
Gadwall																0			0	0		
Baikal Teal																0			0	0		
Common Teal	19	0						0			0	0	0	0	0	17	0	0	17	36		7
Mallard																0			0	0		
Spot-billed Duck																0			0	0		
Chinese Spotbill																0			0	0		
Burmese Spotbill																0			0	0		
Northern Pintail			6													17			17	23		
Garganey	3		270													13			13	286		
Northern Shoveler			17													0			0	17		
Common Pochard																0			0	0		
Baer's Pochard																0			0	0		
Tufted Duck																0			0	0		
Greater Scaup																0			0	0		
Red-breasted Merganser																0			0	0		
Duck sp.			650													0			0	650		
Slaty-breasted Rail																0			0	0		
Water Rail																0			0	0		
White-breasted Waterhen	8	0	5		2			2	2	3	2	0	1	5	4	6	14	2	22	40		1
Watercock																0			0	0		
Common Moorhen	1	19	13					1		6	1	0	0	0	0	10	1	0	11	51		3
Eurasian Coot																0			0	0		
Pheasant-tailed Jacana		1														0			0	1		
Greater Painted Snipe																0			0	0		

Black-winged Stilt	25	1	101					9						1	531	9		540	668		
Pied Avocet															17			17	17		
Oriental Pratincole															0			0	0		
Northern Lapwing															0			0	0		
Grey-headed Lapwing			2												0			0	2		
Pacific Golden Plover			2												10			10	12		
Grey Plover															0			0	0		
Common Ringed Plover															0			0	0		
Little Ringed Plover	12	14	21					29	14	6	25	10	5	1	7	97	53	0	150	241	
Kentish Plover			6												9	0		0	15		
Lesser Sand Plover															0			0	0		
Greater Sand Plover															0			0	0		
Black-tailed Godwit															683			683	683		
Bar-tailed Godwit															1			1	1		
Whimbrel							1	11							80			80	92		
Eurasian Curlew															103			103	103		
Far Eastern Curlew															0			0	0		
Spotted Redshank								10							36			36	46		
Common Redshank			31												270			270	301		
Marsh Sandpiper	1		134												705			705	840		
Common Greenshank			108	1				57							1049		1	1050	1215		
Nordmann's Greenshank															1			1	1		
Green Sandpiper	1	6	7				28	1	3	6	1	1	1	2	0	31	0	31	57		
Wood Sandpiper	54	2	233				8		15	4	0	0	1	0	246	10	0	256	563		
Terek Sandpiper															0			0	0		
Common Sandpiper	2	8	6				18	9	13	4	2	6	3	9	0	33	0	33	80		
Grey-tailed Tattler															4			4	4		
Ruddy Turnstone															0			0	0		
Red-necked Phalarope															0			0	0		
Pintail Snipe															0			0	0		
Swinhoe's Snipe															0			0	0		
Pintail/Swinhoe's Snipe	8							2							0			0	10		
Common Snipe	10	1	4												0			0	15		
Long-billed Dowitcher															0			0	0		
Asian Dowitcher															0			0	0		
Red Knot															3			3	3		
Great Knot															9			9	9		
Sanderling															0			0	0		
Red-necked Stint															0			0	0		
Little Stint															0			0	0		
Temminck's Stint	19														0			0	19		
Long-toed Stint															1			1	1		
Pectoral Sandpiper															0			0	0		
Sharp-tailed Sandpiper															0			0	0		
Dunlin															1			1	1		
Curlew Sandpiper															0			0	0		
Spoon-billed Sandpiper															0			0	0		
Broad-billed Sandpiper															0			0	0		
Ruff															2			2	2		
Small wader spp.															0			0	0		
Wader sp.			27												0			0	27		22
Black-tailed Gull															0			0	0		
Heuglin's Gull															0			0	0		
Yellow-legged Gull															0			0	0		

Slaty-backed Gull																	0			0	0		
Pallas's Gull																	0			0	0		
Large Gull spp.																0			0	0			
Brown-headed Gull																0			0	0			
Black-headed Gull	0	0						0			0	0	0	0	0	0	0	0	0	0	0		
Saunders's Gull																0			0	0			
Whiskered Tern																0			0	0			
White-winged Tern																0			0	0			
Gull-billed Tern																0			0	0			
Caspian Tern																0			0	0			
Total	265	183	2554	48	649	34	62	214	137	162	304	133	86	135	135	4259	756	793	5808	9360	0	279	
	Deep Bay Area	%	Ramsar Site	%	SW	SI																	
Cormorants	180	1.9	137	2.4	0	0																	
Ardeids etc	2950	31.5	1549	26.7	0	236																	
Ducks, grebes, pelicans	1110	11.9	103	1.8	0	17																	
Rails, Coot etc	91	1.0	33	0.6	0	4																	
Waders	5029	53.7	3986	68.6	0	22																	
Gulls and terns	0	0.0	0	0.0	0	0																	
TOTAL	9360		5808		0	279																	
Date of count: 8 Oct 2006																							
n/c = site not counted											High tide measured at TBT:												
# indicates count consists of or includes a count made up to one week either side of the count date																							
% = count made at evening roost																							
Wetland-dependant species																							
Species	SRA	SRB	DBA	DBB	DBC	DBD	DBE	DBF (TBT)	NW / LFS	WEP	TKC	LC	TSW	MPST	ST	MPNR	Ramsar ponds	Ramsar intertidal areas	Ramsar Site	DEEP BAY AREA	Shuen Wan	Starling Inlet	
Osprey			1	1	1						2				2	0	1	2	3	7		1	
Black Kite	0	2						1	2		0	9	1	1	2	0	12	2	14	18			
White-bellied Sea Eag																0			0	0			
Eastern Marsh Harrier			1													0			0	1			
Common Buzzard								1								0			0	1			
Greater Spotted Eagle	0	0						0			0	0	0	0	0	0	0	0	0	0			
Imperial Eagle	0	0						0			0	0	0	0	0	0	0	0	0	0			
Peregrine Falcon																0			0	0			
Pied Kingfisher	2	4	2					2			0	0	0	0	1	1	3	0	4	12		1	
Common Kingfisher	5	12	5					4		2	15	3	6	2	8	2	29	0	31	64		2	
White-throated Kingfisher	3	0	9					9	2	1	2	3	0	0	1	6	9	0	15	36			
Black-capped Kingfisher	0	0	1				1	1	1		0	0	0	0	0	0	1	0	1	4		2	
Red-billed Starling	0	0						0			0	0	1	0	0	0	1	1	2	1			
Collared Crow	1	0	1					3			2	5	0	1	1	2	10	0	12	16			
Common Kestrel															2								

Summary of Waterbird Count, November 2006

SPECIES	SRA	SRB	DBA	DBB	DBC	DBD	DBE	DBF (TBT)	NW / LFS	WEP	TKC	LC	TSW	MPST	ST	MPNR	Ramsar ponds	Ramsar intertidal areas	Ramsar Site	DEEP BAY AREA	Shuen Wan	Starling Inlet
Little Grebe	8	17	10					39		2	18	5	24	1	7	25	59	0	84	156		12
Great Crested Grebe			3			27										0			0	30		
Great Cormorant	602	149	369				95	86		320	62	2	5	107	27	3527	206	95	3828	5351		7
Dalmatian Pelican																0			0	0		
Grey Heron	120	45	190	28			211	37	8	120	21	8	9	16	4	219	63	239	521	1036		50
Purple Heron										1						1			1	2		
Great Egret	17	71	523	24			147	21	5	92	22	3	8	2	4	86	49	171	306	1025		184
Intermediate Egret	2	3		1				0		4	0	0	0	0	0	10	0	1	11	20		1
Little Egret	5	190	861	5			78	126	21	46	96	2	35	51	4	138	264	83	485	1658		62
Swinhoe's Egret																0			0	0		
Pacific Reef Egret																0			0	0		
Cattle Egret	0	0						0	7		13	0	0	12	0	0	25	0	25	32		
Chinese Pond Heron	19	19	66	3				3	9	1	59	2	18	16	4	13	77	3	93	232		7
Striated Heron	0	0						0			0	0	0	0	0	0	0	0	0	0		
B-c Night Heron	1	15	35					0			4	0	4	9	0	7	10	0	17	75		15
Yellow Bittern	0	0						0			0	0	0	0	0	0	0	0	0	0		
Cinnamon Bittern																0			0	0		
Great Bittern																0			0	0		
Black Stork																0			0	0		
Black-headed Ibis																0			0	0		
Eurasian Spoonbill	1															2			2	3		
Black-faced Spoonbill	7		33	6			25			15	9					207	9	31	247	302		
Lesser Whistling Duck																1			1	1		
Lesser White-fronted Goose	2															0				2		
Common Shelduck																0				0		
Eurasian Wigeon	23	0						0		2	0	0	0	0	0	377	1	0	378	402		2
Falcated Duck		2														0			0	2		
Gadwall																0			0	0		
Baikal Teal																0			0	0		
Common Teal	141	9	157					2		101	4	0	0	0	0	61	2	0	63	475		168
Mallard																0			0	0		
Spot-billed Duck																0			0	0		
Chinese Spotbill																16			16	16		
Burmese Spotbill																0			0	0		
Northern Pintail			83							6	1					299	1		300	389		
Garganey			16							2	2					10	2		12	30		
Northern Shoveler			325													72			72	397		
Common Pochard																0			0	0		
Baer's Pochard																0			0	0		
Tufted Duck			317			15										0		15	15	332		
Greater Scaup																0			0	0		
Red-breasted Merganser																0			0	0		
Duck sp.						10410										0		10410	10410	10410		
Slaty-breasted Rail				1												0		1	1	1		
Water Rail																0			0	0		
White-breasted Waterhen	4	1	11	3			2	0	1	1	10	1	3	1	2	2	16	5	23	42		3
Watercock																0			0	0		

Common Moorhen	6	21	59	4				7		26	6	0	0	3	0	38	14	4	56	170		2
Eurasian Coot		1						1								6			6	8		
Pheasant-tailed Jacana																0			0	0		
Greater Painted Snipe										2						0			0	2		
Black-winged Stilt	11		118							2	2	2				23	3		26	158		
Pied Avocet	8		276	1				15								156		16	172	456		
Oriental Pratincole																0			0	0		
Northern Lapwing																0			0	0		
Grey-headed Lapwing			3													1			1	4		
Pacific Golden Plover			3													0			0	3		
Grey Plover				116												0		116	116	116		1
Common Ringed Plover																0			0	0		
Little Ringed Plover	5	12	65					2	20	25	20	27	0	25	0	0	57	0	57	201		
Kentish Plover			12	775					40							0		775	775	827		
Lesser Sand Plover				4												0		4	4	4		
Greater Sand Plover																0			0	0		
Black-tailed Godwit			563													0			0	563		
Bar-tailed Godwit			9													0			0	9		
Whimbrel				2												0		2	2	2		
Eurasian Curlew			2	64												0		64	64	66		
Far Eastern Curlew																0			0	0		
Spotted Redshank			12													1			1	13		
Common Redshank			77	6								1				0	1	6	7	84		
Marsh Sandpiper		1	44	388						10		5				0	5	388	393	448		
Common Greenshank			274	54					1	14		1				8	1	54	63	352		
Nordmann's Greenshank																0			0	0		
Green Sandpiper	6	15						0	1	1	7	1	3	2	0	1	9	0	10	37		
Wood Sandpiper	12	29	272					2		4	3	0	0	0	4	0	5	0	5	326		
Terek Sandpiper																0			0	0		
Common Sandpiper	2	10	24		1			7	6	2	12	7	4	18	2	1	44	1	46	96		2
Grey-tailed Tattler																0			0	0		
Ruddy Turnstone																0			0	0		
Red-necked Phalarope																0			0	0		
Pintail Snipe																0			0	0		
Swinhoe's Snipe																0			0	0		
Pintail/Swinhoe's Snipe																0			0	0		
Common Snipe	6	2	33					2		2	4			1		0	3		3	50		
Long-billed Dowitcher																0			0	0		
Asian Dowitcher																0			0	0		
Red Knot																0			0	0		
Great Knot																0			0	0		1
Sanderling																0			0	0		
Red-necked Stint																0			0	0		
Little Stint																0			0	0		
Temminck's Stint	2	1	1													0			0	4		
Long-toed Stint			7													0			0	7		
Pectoral Sandpiper																0			0	0		
Sharp-tailed Sandpiper																0			0	0		
Dunlin				1990												0		1990	1990	1990		3
Curlew Sandpiper																0			0	0		
Spoon-billed Sandpiper																0			0	0		
Broad-billed Sandpiper																0			0	0		

Ruff																0			0	0		
Small wader spp.																0			0	0		
Wader sp.				50												0		50	50	50		12
Black-tailed Gull			1													0		1	1	1		
Heuglin's Gull			1													0		1	1	1		
Yellow-legged Gull																0			0	0		
Slaty-backed Gull																0			0	0		
Pallas's Gull																0			0	0		
Large Gull spp.																0			0	0		
Brown-headed Gull																0			0	0		
Black-headed Gull	0	0	69	2070	100			0			0	4	0	0	0	0	4	2170	2174	2243		
Saunders's Gull			13													0		13	13	13		
Whiskered Tern																0			0	0		
White-winged Tern																0			0	0		
Gull-billed Tern																0			0	0		
Caspian Tern																0			0	0		
Total	1010	613	4922	5560	151	10452	573	335	119	801	375	71	113	264	58	5308	930	16709	22947	30725	0	532
	Deep	%	Ramsar	%	SW	SI																
Cormorants	5351	17.4	3828	16.7	0	7																
Ardeids etc	4385	14.3	1708	7.4	0	319																
Ducks, grebes, pelicans	12642	41.1	11351	49.5	0	182																
Rails, Coot etc	221	0.7	86	0.4	0	5																
Waders	5868	19.1	3785	16.5	0	19																
Gulls and terns	2258	7.3	2189	9.5	0	0																
TOTAL	30725		22947		0	532																
Date of count: 19 Nov 2006																						
n/c = site not counted																						
High tide measured at TBT:																						
# indicates count consists of or includes a count made up to one week either side of the count date																						
% = count made at evening roost																						
Wetland-dependant species																						
Species	SRA	SRB	DBA	DBB	DBC	DBD	DBE	DBF (TBT)	NW/LFS	WEP	TKC	LC	TSW	MPST	ST	MPNR	Ramsar ponds	Ramsar intertidal areas	Ramsar Site	DEEP BAY AREA	Shuen Wan	Starling Inlet
Osprey			2	4	2			3	2							2	3		5	15		1
Black Kite	0	0						4	1		1	7	0	1	1	4	13	6	23	19		1
White-bellied Sea Eag																0			0	0		
Eastern Marsh Harrier		1	3					1								3	1		4	8		
Common Buzzard	2		2						1	1				1		1			1	8		
Greater Spotted Eagle	0	0						0			0	0	0	0	0	0	0	0	0	0		
Imperial Eagle	0	1						0			0	0	0	0	0	1	0	0	1	2		
Peregrine Falcon																0			0	0		
Pied Kingfisher	1	3	6					6		2	1	2	1	0	0	5	9	0	14	27		3
Common Kingfisher	2	5	6					2		2	17	5	12	6	4	6	34	0	40	67		2
White-throated Kingfisher	2	3	11	4				1	3	1	3	2	2	0	0	4	8	0	12	36		2
Black-capped Kingfisher	0	0	4	4				1	1	1	0	0	1	0	0	1	2	4	7	13		
Red-billed Starling	12	34	164					0		3	0	217	228	292	15	51	668	5	724	1016		80
Collared Crow	0	0	5					2			0	4	1	0	0	5	7	0	12	17		

Summary of Waterbird Count, December 2006

SPECIES	SRA	SRB	DBA	DBB	DBC	DBD	DBE	DBF (TBT)	NW / LFS	WEP	TKC	LC	TSW	MPST	ST	MPNR	Ramsar ponds	Ramsar intertidal areas	Ramsar Site	DEEP BAY AREA	Shuen Wan	Starling Inlet
Little Grebe	16	15	7					24			6	0	11	0	8	40	30	0	70	127		8
Great Crested Grebe			208		252	320			10							0		572	572	790		
Great Cormorant	432	170	956					8		35	1	2	0	45	23	5241	54	0	5295	6913		23
Dalmatian Pelican																0			0	0		
Grey Heron	78	30	151	3	21		13	67	2	127	13	4	51	14	23	298	64	52	414	895		42
Purple Heron																3			3	3		
Great Egret	42	32	322	59	11		18	172	4	13	95	1	77	7	97	280	188	116	584	1230		125
Intermediate Egret	1	2						0		5	0	0	0	0	0	10	0	0	10	18		2
Little Egret	30	124	420	26	1		4	124	12	9	195	2	343	26	64	185	514	53	752	1565		35
Swinhoe's Egret																0			0	0		
Pacific Reef Egret																0			0	0		
Cattle Egret	0	0						22			4	1	9	2	0	2	19	0	21	40		
Chinese Pond Heron	9	19	34	7				5	2	6	6	5	5	11	29	13	29	7	49	151		9
Striated Heron	0	0						0			0	0	0	0	0	0	0	0	0	0		
B-c Night Heron	0	6	3					0			0	0	0	0	0	8	0	0	8	17		11
Yellow Bittern	0	0						0			0	0	0	0	0	0	0	0	0	0		
Cinnamon Bittern																0			0	0		
Great Bittern																0			0	0		
Black Stork																0			0	0		
Black-headed Ibis																0			0	0		
Eurasian Spoonbill																2			2	2		
Black-faced Spoonbill			90	7*	9*			3*		21		2*				364	2*	16*	364	475		
Lesser Whistling Duck																1			1	1		
Lesser White-fronted Goose																2			2	2		
Common Shelduck																0			0	0		
Eurasian Wigeon	14	0	746	520	15			0		11	5	0	0	3	0	328	3	535	866	1642		
Falcatid Duck			1													2			2	3		
Gadwall																9			9	9		
Baikal Teal																0			0	0		
Common Teal	112	15	64		15			0		98	0	0	0	0	0	49	0	15	64	353		87
Mallard																0			0	0		
Spot-billed Duck																0			0	0		
Chinese Spotbill	3															8			8	11		
Burmese Spotbill																0			0	0		
Northern Pintail	14	2	312	860	5					20						343		865	1208	1556		
Garganey										20						17			17	37		
Northern Shoveler			813		14		7			4						214		21	235	1052		1
Common Pochard																0			0	0		
Baer's Pochard																0			0	0		
Tufted Duck		7			2830											216		2830	3046	3053		
Greater Scaup					1	12										0		13	13	13		
Red-breasted Merganser																0			0	0		
Duck sp.				4980	470											9000		5450	14450	14450		
Slaty-breasted Rail			1													0			0	1		
Water Rail																0			0	0		
White-breasted Waterhen	1	0	3	3				0			1	0	0	0	2	2	1	3	6	12		1
Watercock																0			0	0		
Common Moorhen	7	4	37					5		19	0	0	0	0	1	45	3	0	48	118		1
Eurasian Coot			360													18			18	378		

Pheasant-tailed Jacana															0			0	0		
Greater Painted Snipe								3							0			0	3		
Black-winged Stilt	15		106												107			107	228		
Pied Avocet	12		2173	1853*				6							2936	36	1853*	2972	5163		
Oriental Pratincole															0			0	0		
Northern Lapwing															0			0	0		
Grey-headed Lapwing															0			0	0		
Pacific Golden Plover			3												0			0	3		
Grey Plover			3	386											0		386	386	389		4
Common Ringed Plover															0			0	0		
Little Ringed Plover	28	0	45				18	69	30	20	10	5	0	0	0	33	0	33	225		1
Kentish Plover			65					5							0			0	70		
Lesser Sand Plover															0			0	0		
Greater Sand Plover															0			0	0		
Black-tailed Godwit				420*											530		420*	530	530		
Bar-tailed Godwit				1											0		1	1	1		
Whimbrel				2											1		2	3	3		
Eurasian Curlew			4	41				1							542		41	583	588		
Far Eastern Curlew															2			2	2		
Spotted Redshank			250												146			146	398		
Common Redshank				200											100		200	300	300		
Marsh Sandpiper	1														1			1	205		
Common Greenshank			39					9	20						174			174	242		
Nordmann's Greenshank															0			0	0		
Green Sandpiper	3	10	3				7	1	1	5	1	0	0	0	15	0	15	31			2
Wood Sandpiper	11	0	262				0		4	7	1	0	0	7	0	1	0	1	292		
Terek Sandpiper															0			0	0		
Common Sandpiper	6	10	10				11	5	4	13	8	3	3	3	2	32	0	34	78		2
Grey-tailed Tattler															0			0	0		
Ruddy Turnstone															0			0	0		
Red-necked Phalarope															0			0	0		
Pintail Snipe															0			0	0		
Swinhoe's Snipe															0			0	0		
Pintail/Swinhoe's Snipe															0			0	0		
Common Snipe	1	2	29						3	1					0			0	36		
Long-billed Dowitcher															0			0	0		
Asian Dowitcher															0			0	0		
Red Knot				4											0		4	4	4		
Great Knot				15											0		15	15	15		1
Sanderling															0			0	0		
Red-necked Stint				1											0		1	1	1		
Little Stint															0			0	0		
Temminck's Stint	10		8							2					0			0	20		
Long-toed Stint	1														0			0	1		
Pectoral Sandpiper															0			0	0		
Sharp-tailed Sandpiper															0			0	0		
Dunlin			85												0			0	85		
Curlew Sandpiper															0			0	0		
Spoon-billed Sandpiper															0			0	0		
Broad-billed Sandpiper															0			0	0		
Ruff			2	1											0		1	1	3		
Small wader spp.				2150											0		2150	2150	2150		
Wader sp.															0			0	0		
Black-tailed Gull															0			0	0		

Heuglin's Gull																0		0	0			
Yellow-legged Gull																0		0	0			
Slaty-backed Gull																0		0	0			
Pallas's Gull																0		0	0			
Large Gull spp.																0		0	0			
Brown-headed Gull																0		0	0			
Black-headed Gull	5	0	1210	1270					1	3		0	0	6	0	1	0	7	1270	1277	2496	
Saunders's Gull				52													0	52	52	52		
Whiskered Tern																	0		0	0		
White-winged Tern																	0		0	0		
Gull-billed Tern																	0		0	0		
Caspian Tern																	0		0	0		
Total	852	448	8825	10581	3635	332	42	464	129	659	368	75	511	111	258	21241	1029	14655	36925	48531	0	355
	Deep Bay Area	%	Ramsar Site	%	SW	SI																
Cormorants	6913	14.2	5295	14.3	0	23																
Ardeids etc	4396	9.1	2207	6.0	0	224																
Ducks, grebes, pelicans	23099	47.6	20563	55.7	0	96																
Rails, Coot etc	509	1.0	72	0.2	0	2																
Waders	11066	22.8	7459	20.2	0	10																
Gulls and terns	2548	5.3	1329	3.6	0	0																
TOTAL	48531		36925		0	355																
Date of count: 17 Dec 2006																						
n/c = site not counted																						
# indicates count consists of or includes a count made up to one week either side of the count date																						
% = count made at evening roost																						
Counts with asterisk are not included in the total number due to probably double-counting.																						
Wetland-dependant species																						
Species	SRA	SRB	DBA	DBB	DBC	DBD	DBE	DBF (TBT)	NW / LFS	WEP	TKC	LC	TSW	MPST	ST	MPNR	Ramsar ponds	Ramsar intertidal areas	Ramsar Site	DEEP BAY AREA	Shuen Wan	Starling Inlet
Osprey			3	4				1	1							2	1	4	7	11		1
Black Kite	0	20	5	2				3		2	4	10	0	3	2	20	15	2	37	71		
White-bellied Sea Eag				1												0		1	1	1		
Eastern Marsh Harrier			1	2												2		2	4	5		
Common Buzzard		1	3						1			1				2	1		3	8		
Greater Spotted Eagle	0	1		1				0			0	0	0	0	0	1	0	1	2	3		
Imperial Eagle	0	0						0			0	0	0	0	0	3	0	0	3	3		
Peregrine Falcon																1			1	1		
Pied Kingfisher	4	0	3					0		3	0	0	0	1	0	0	1	0	1	11		1
Common Kingfisher	4	3	2					3	2	2	5	0	1	0	1	4	8	0	12	27		2
White-throated Kingfisher	4	0	7	5	4			3	1	1	1	0	1	1	0	2	6	9	17	30		1
Black-capped Kingfisher	0	0	4	2	1			1	1	1	0	0	0	0	0	0	1	3	4	10		1
Red-billed Starling	200	5	39					0			480	106	1	0	26	520	587	0	1107	1377		150
Collared Crow	0	0	2	3				4			1	3	0	0	0	36	7	3	46	49		2
Bonelli's Eagle		1																				

Summary of Waterbird Count, January 2007

SPECIES	SRA	SRB	DBA	DBB	DBC	DBD	DBE	DBF (TBT)	WEP	NW / LFS	TKC	LC	TSW	MPST	ST	MPNR	Ramsar ponds	Ramsar intertidal areas	Ramsar Site	DEEP BAY AREA	Shuen Wan	Starling Inlet
Little Grebe	10	19						38	9		21	0	12	0	15	33	48	0	81	157		
Great Crested Grebe			91		9			1		115						0	1	9	10	216		
Great Cormorant#													3040			7041		0	7041	10081	3	47
Dalmatian Pelican																0			0	0		
Grey Heron	133	37	77	4	8		77	31	118	6	33	5	7	22	24	316	67	89	472	898	15	81
Purple Heron#																1			1	1		
Great Egret	38	7	167	210	19		13	40	2	7	56	0	12	11	29	85	81	242	408	696	34	228
Intermediate Egret	1	0		8				1	3		0	0	3	0	0	12	3	8	23	28		1
Little Egret	20	26	196	141	15		20	84	5	35	91	33	116	13	24	123	188	176	487	942	6	21
Swinhoe's Egret																0			0	0		
Pacific Reef Egret																0			0	0		
Cattle Egret	0	0						23			9	17	2	0	9	0	39	0	39	60		1
Chinese Pond Heron	1	11	3	5				23		8	36	4	12	13	18	15	83	5	103	149	8	3
Striated Heron	0	0						0			0	0	0	0	0	0	0	0	0	0		
B-c Night Heron	0	3	3					0			0	0	0	0	0	6	0	0	6	12	3	
Yellow Bittern	0	0						0	1		1	0	0	0	0	0	1	0	1	2		
Cinnamon Bittern																0			0	0		
Great Bittern#																4			4	4		
Black Stork																0			0	0		
Black-headed Ibis																0			0	0		
Eurasian Spoonbill																7			7	7		
Black-faced Spoonbill	10		4					5	6						1*	333	5		338	358		
Lesser Whistling Duck#																1			1	1		
Lesser White-fronted Goose#																2			2	2		
Common Shelduck#					44											0		44	44	44		
Eurasian Wigeon	18	0	1027	3126		653		1	12	30	24	0	0	0	25	687	16	3779	4482	5603		
Falcated Duck				5												0		5	5	5		
Gadwall																9			9	9		
Baikal Teal#																1			1	1		
Common Teal	106	60	153	49		15	321	0	116		0	0	0	0	64	427	0	385	812	1311		
Mallard																0			0	0		
Spot-billed Duck																0			0	0		
Chinese Spotbill#																17			17	17		
Burmese Spotbill																0			0	0		
Northern Pintail	9		20	935					34					3	10	2349	3	935	3287	3360		
Garganey#																126			126	126		
Northern Shoveler	13		3648	4770		15			8							476		4785	5261	8930		
Common Pochard							9									0		9	9	9		
Baer's Pochard																0			0	0		
Tufted Duck#																4285			4285	4285		
Greater Scaup																0			0	0		
Red-breasted Merganser																0			0	0		
Duck sp.					3560		260		17							0		3820	3820	3837		41
Slaty-breasted Rail																0			0	0		
Water Rail																0			0	0		
White-breasted Waterhen	3	4	5				1	5			4	0	0	0	1	4	6	1	11	27	3	3
Watercock																0			0	0		
Common Moorhen	3	30	10	2			13	6	2		15	0	1	3	0	72	26	15	113	157		

Eurasian Coot			210													38			38	248		
Pheasant-tailed Jacana																0			0	0		
Greater Painted Snipe																0			0	0		
Black-winged Stilt	17		413									25				13	25		38	468		
Pied Avocet	8		382	1437				33								4257		1470	5727	6117		
Oriental Pratincole																0			0	0		
Northern Lapwing																0			0	0		
Grey-headed Lapwing								1								0		1	1	1		
Pacific Golden Plover			6													0			0	6		
Grey Plover																0			0	0		
Common Ringed Plover																0			0	0		
Little Ringed Plover	7	40	32				5	61	22	9	0	0	1	53	0	12	0	12	230			
Kentish Plover																0			0	0		
Lesser Sand Plover#				3												0		3	3	3		
Greater Sand Plover																0			0	0		
Black-tailed Godwit				205												1		205	206	206		
Bar-tailed Godwit																0			0	0		
Whimbrel				1												0		1	1	1		
Eurasian Curlew			1	1048												0		1048	1048	1049		
Far Eastern Curlew																0			0	0		
Spotted Redshank	1		200	421			23		53							105		444	549	803		
Common Redshank				550								1				0		550	550	551		
Marsh Sandpiper	1		20	39			63		128	1						97		102	199	349		
Common Greenshank			125	123			15		80	40						79		138	217	462		
Nordmann's Greenshank																0			0	0		
Green Sandpiper	6	8					1	6		3	3	6	4	0	2	0	19	1	20	39		
Wood Sandpiper	6	13	136					10	37							0	21	0	21	214		1
Terek Sandpiper																0			0	0		
Common Sandpiper	6	5	2				2	16	7	1	14	6	0	1	4	0	34	2	36	64	2	1
Grey-tailed Tattler																0			0	0		
Ruddy Turnstone																0			0	0		
Red-necked Phalarope																0			0	0		
Pintail Snipe																0			0	0		
Swinhoe's Snipe																0			0	0		
Pintail/Swinhoe's Snipe																0			0	0		
Common Snipe	1	3	2						3							0			0	9		1
Long-billed Dowitcher																0			0	0		
Asian Dowitcher																0			0	0		
Red Knot																0			0	0		
Great Knot																0			0	0		
Sanderling																0			0	0		
Red-necked Stint																0			0	0		
Little Stint																0			0	0		
Temminck's Stint	5	5							14							0			0	24		
Long-toed Stint																0			0	0		
Pectoral Sandpiper																0			0	0		
Sharp-tailed Sandpiper																0			0	0		
Dunlin																0			0	0		
Curlew Sandpiper																0			0	0		
Spoon-billed Sandpiper																0			0	0		
Broad-billed Sandpiper																0			0	0		
Ruff																0			0	0		
Small wader spp.#				1730												0		1730	1730	1730		
Wader sp.																0			0	0		

Black-tailed Gull																	0		0	0		
Heuglin's Gull									6								0		0	6		
Yellow-legged Gull																	0		0	0		
Slaty-backed Gull																	0		0	0		
Pallas's Gull																	0		0	0		
Large Gull spp.																	0		0	0		
Brown-headed Gull																	0		0	0		
Black-headed Gull	1	7	7	1080				0		263	0	0	11	0	0	0	11	1080	1091	1369		
Saunders's Gull				16													0		0	16		
Whiskered Tern																	0		0	0		
White-winged Tern																	0		0	0		
Gull-billed Tern																	0		0	0		
Caspian Tern																	0		0	0		
Total	424	278	6940	15908	3655	683	852	295	716	537	317	75	3247	72	279	21022	689	21082	42793	55300	74	429
	Deep Bay Area	%	Ramsar Site	%	SW	SI																
Cormorants	10081	18.2	7041	16.5	3	47																
Ardeids etc	3157	5.7	1889	4.4	66	335																
Ducks, grebes, pelicans	27913	50.5	22252	52.0	0	41																
Rails, Coot etc	432	0.8	162	0.4	3	3																
Waders	12326	22.3	10358	24.2	2	3																
Gulls and terns	1391	2.5	1091	2.5	0	0																
TOTAL	55300		42793		74	429																
Date of count: 14 Jan 2007																						
n/c = site not counted																						
High tide measured at TBT:																						
# indicates count consists of or includes a count made up to one week either side of the count date																						
% = count made at evening roost																						
Count with asterisk is not included in the total number because of possible double-counting.																						
Wetland-dependant species																						
Species	SRA	SRB	DBA	DBB	DBC	DBD	DBE	DBF (TBT)	WEP	NW / LFS	TKC	LC	TSW	MPST	ST	MPNR	Ramsar ponds	Ramsar intertidal areas	Ramsar Site	DEEP BAY AREA	Shuen Wan	Starling Inlet
Osprey			3	3	1	1		1		5	1			1	1	1	1		2	18	1	
Black Kite	0	3	3					0	1		2	2	2	2	5	3	7	0	10	23	5	
White-bellied Sea Eag																0			0	0	1	
Eastern Marsh Harrier			2	2												4			4	8		
Common Buzzard		3					1		2							1			1	7		
Greater Spotted Eagle	0	0						0			0	1	0	0	0	0	1	0	1	1		
Imperial Eagle	0	0						0			0	0	0	0	0	2	0	0	2	2		
Peregrine Falcon																0			0	0		
Pied Kingfisher	0	1	5	1			1	2	2		2	0	1	0	1	1	4	2	7	17		
Common Kingfisher	2	10	2					2	3	1	10	3	3	2	3	5	19	0	24	46	2	
White-throated Kingfisher	0	1	7	3			1	2	2		2	1	3	3	1	1	11	4	16	27	1	1
Black-capped Kingfisher	0	0	2	4				0		1	0	0	0	0	0	0	0	4	4	7		
Red-billed Starling	99	0	22			20		0			82	730	55	0	60	0	829	20	849	1068	80	
Collared Crow	0	0	2				1	0			0	5	1	0	0	1	6	1	8	10	2	2
Common Kestrel																1						

Summary of Waterbird Count, February 2007

SPECIES	SRA	SRB	DBA	DBB	DBC	DBD	DBE	DBF (TBT)	NW / LFS	WEP	TKC	LC	TSW	MPST	ST	MPNR	Ramsar ponds	Ramsar intertidal areas	Ramsar Site	DEEP BAY AREA	Shuen Wan	Starling Inlet
Little Grebe	10	9	2					21		5	4	0	8	2	10	52	21	0	73	123		4
Great Crested Grebe			30	16		107			222							0		123	123	375		
Great Cormorant	76	173	82					84	2	32	53	30	15	184	73	5300	291	0	5591	6104	3	47
Dalmatian Pelican																0		0	0	0		
Grey Heron	55	28	95	2				83	3	191	13	20	12	13	6	180	70	55	305	701	22	69
Purple Heron										1						1			1	2		
Great Egret	8	10	139	107				80	28	61	31	9	14	2	1	108	83	131	322	598	64	231
Intermediate Egret	2	0		17				0		1	0	1	0	0	1	7	1	17	25	29		1
Little Egret	13	38	477	56				139	168	292	278	7	230	8	39	224	389	56	669	1969	8	55
Swinhoe's Egret																0			0	0		
Pacific Reef Egret																0			0	0		
Cattle Egret	7	0						11	4		35	2	4	0	11	3	17	0	20	77	1	1
Chinese Pond Heron	4	16	20					4	8		25	9	12	7	17	4	42	0	46	126	6	4
Striated Heron	0	0						0	0	0	0	0	0	0	0	0	0	0	0	0		
B-c Night Heron	0	0	2					0		0	0	0	0	1	0	0	1	0	1	3	3	30
Yellow Bittern	0	0						0		0	0	0	0	0	0	0	0	0	0	0		
Cinnamon Bittern																0			0	0		
Great Bittern																0			0	0		
Black Stork																0			0	0		
Black-headed Ibis																0			0	0		
Eurasian Spoonbill																1			1	1		
Black-faced Spoonbill			13							18					6	150			150	187		
Common Shelduck				35												0		35	35	35		
Eurasian Wigeon	26	0	2486	1750		141		0	1051		0	0	0	0	0	310	0	1891	2201	5764		
Falcated Duck				5												0		5	5	5		
Gadwall																3			3	3		
Baikal Teal																0			0	0		
Common Teal	106	0	444	760				70		36	0	0	0	0	2	533	0	830	1363	1951		57
Mallard																0			0	0		
Spot-billed Duck																0			0	0		
Chinese Spotbill																2			2	2		
Burmese Spotbill																0			0	0		
Northern Pintail	13		432	2630				165								331		2918	3249	3571		1
Garganey										25						32			32	57		
Northern Shoveler			3948	1465				169		22						229		1634	1863	5833		
Common Pochard																0			0	0		
Baer's Pochard																0			0	0		
Tufted Duck	10	9	1150	1490		202		88								46		1752	1798	2995		
Greater Scaup																0			0	0		
Red-breasted Merganser																0			0	0		
Duck sp.			13040			25										0		25	25	13065		
Slaty-breasted Rail																0			0	0		
Water Rail																0			0	0		
White-breasted Waterhen	0	1	4	1				7	2	1	0	1	1	0	0	0	4	1	5	18	4	1
Watercock																0			0	0		
Common Moorhen	8	28	20					5		15	12	0	0	4	0	68	15	0	83	160	1	6
Eurasian Coot			590													30			30	620		
Pheasant-tailed Jacana																0			0	0		

Greater Painted Snipe															0		0	0		
Black-winged Stilt			176					35							0		35	35	211	
Pied Avocet			3250	8680				27							0		8707	8707	11957	
Oriental Pratincole															0		0	0		
Northern Lapwing															0		0	0		
Grey-headed Lapwing			3							1					0		0	4		
Pacific Golden Plover															0		0	0		
Grey Plover				390											0		390	390	390	
Common Ringed Plover															0		0	0		
Little Ringed Plover	7	17	26					3	24	17	61	4	1	0	29	0	7	0	7	189
Kentish Plover															0		0	0		
Lesser Sand Plover															0		0	0		
Greater Sand Plover															0		0	0		
Black-tailed Godwit				410*											693		693	693	693	
Bar-tailed Godwit				1											0		1	1	1	
Whimbrel				1											0		1	1	1	
Eurasian Curlew			47	697					1						0		697	697	745	
Far Eastern Curlew															0		0	0		
Spotted Redshank				750											401		401	401	1151	
Common Redshank				55	215										0		215	215	270	
Marsh Sandpiper				724	70										2		70	72	796	
Common Greenshank				1363	51					4					104		51	155	1522	
Nordmann's Greenshank															0		0	0		
Green Sandpiper	3	6						0		7	2	0	0	1	0	3	0	3	19	
Wood Sandpiper	14	39	253					0		4	34	2	0	0	8	0	3	0	3	354
Terek Sandpiper															0		0	0	0	
Common Sandpiper	5	8	3					6	5	3	9	5	1	1	5	0	19	0	19	51
Grey-tailed Tattler															0		0	0	0	
Ruddy Turnstone															0		0	0	0	
Red-necked Phalarope															0		0	0	0	
Pintail Snipe															0		0	0	0	
Swinhoe's Snipe															0		0	0	0	
Pintail/Swinhoe's Snipe															0		0	0	0	
Common Snipe	1	4	2							1					0		0	0	8	
Long-billed Dowitcher															0		0	0	0	
Asian Dowitcher															0		0	0	0	
Red Knot				4											0		4	4	4	
Great Knot				28											0		28	28	28	
Sanderling															0		0	0	0	
Red-necked Stint															0		0	0	0	
Little Stint															0		0	0	0	
Temminck's Stint	3									6					0		0	0	9	
Long-toed Stint															0		0	0	0	
Pectoral Sandpiper															0		0	0	0	
Sharp-tailed Sandpiper															0		0	0	0	
Dunlin															0		0	0	0	
Curlew Sandpiper															0		0	0	0	
Spoon-billed Sandpiper															0		0	0	0	
Broad-billed Sandpiper															0		0	0	0	
Ruff				1											0		0	0	1	
Small wader spp.															0		0	0	0	
Wader sp.				650											0		0	0	650	
Black-tailed Gull					1										0		1	1	1	
Mew Gull					1										0		1	1	1	

Heuglin's Gull				209												0		209	209	209		
Yellow-legged Gull				5												0		5	5	5		
Slaty-backed Gull				1												0		1	1	1		
Pallas's Gull																0			0	0		
Large Gull spp.																0			0	0		
Brown-headed Gull																0			0	0		
Black-headed Gull	24	0	1711	3800				73	810	0	200	0	0	0	0	1	200	3873	4074	6619		
Saunders's Gull				37												0		37	37	37		
Whiskered Tern																0			0	0		
White-winged Tern																0			0	0		
Gull-billed Tern																0			0	0		
Caspian Tern				2												0		2	2	2		
Total	395	386	31988	22527	0	475	0	1070	2328	736	562	292	298	222	209	8815	1166	23801	33782	70303	115	508
	Deep Bay Area	%	Ramsar Site	%	SW	SI																
Cormorants	6104	8.7	5591	16.6	3	47																
Ardeids etc	3693	5.3	1540	4.6	104	391																
Ducks, grebes, pelicans	33779	48.0	10772	31.9	0	62																
Rails, Coot etc	798	1.1	118	0.3	5	7																
Waders	19054	27.1	11431	33.8	3	1																
Gulls and terns	6875	9.8	4330	12.8	0	0																
TOTAL	70303		33782		115	508																
Date of count: 11 Feb 2007																						
n/c = site not counted																						
# indicates count consists of or includes a count made up to one week either side of the count date																						
% = count made at evening roost																						
Wetland-dependant species																						
Species	SRA	SRB	DBA	DBB	DBC	DBD	DBE	DBF (TBT)	NW / LFS	WEP	TKC	LC	TSW	MPST	ST	MPNR	Ramsar ponds	Ramsar intertidal areas	Ramsar Site	DEEP BAY AREA	Shuen Wan	Starling Inlet
Osprey	1		3	5					3					2	1	0	2		2	15	1	1
Black Kite	4	12	9	2				20	1		3	8	1	4	13	3	34	2	39	80	6	1
White-bellied Sea Eag															2	0			0	2	1	
Eastern Marsh Harrier			2	2												2			2	6		
Common Buzzard	1															1			1	2	1	
Greater Spotted Eagle	0	2						0			0	0	0	2	0	0	2	0	2	4		
Imperial Eagle	0	0						0			0	0	0	1	0	2	1	0	3	3		
Peregrine Falcon																0			0	0		
Pied Kingfisher	2	0	2					2	2	2	0	2	0	2	1	0	6	0	6	15		
Common Kingfisher	4	5	3					0	2	2	10	3	4	3	2	4	20	0	24	42	2	2
White-throated Kingfisher	1	0	4					1			0	2	0	0	1	1	3	0	4	10	1	1
Black-capped Kingfisher	0	0	3					0	1		0	1	0	0	0	0	1	0	1	5		1
Red-billed Starling	40	0	45					12			18	300	0	49	525	0	373	0	373	989	260	
Collared Crow	0	0	1					2		1	1	7	0	0	0	3	10	0	13	15	2	

Summary of Waterbird Count, March 2007

SPECIES	SRA	SRB	DBA	DBB	DBC	DBD	DBE	DBF (TBT)	NW / LFS	WEP	TKC	LC	TSW	MPST	ST	MPNR	Ramsar ponds	Ramsar intertidal areas	Ramsar Site	DEEP BAY AREA	Shuen Wan	Starling Inlet
Little Grebe	9	10	4					32		4	15	0	6	4	8	44	42	0	86	136		4
Great Crested Grebe			34	16		17			18							0			0	85		2
Great Cormorant	200	187	937	189		807	22	135	20	30	47	66	9	15	77	4090	174	1018	5282	6831		37
Dalmatian Pelican																0			0	0		
Grey Heron	122	20	44	2		3	7	13	3	178	12	8	5	13	44	252	46	12	310	726		38
Purple Heron																4			4	4		
Great Egret	22	44	375	170	3	5	14	8	7	9	13	20	24	83	4	89	104	192	385	890		49
Intermediate Egret	1	2	2	18				2		2	0	3	0	0	0	13	3	18	34	43		
Little Egret	18	124	628	233	15	13	41	28	31	22	68	14	52	235	19	125	333	302	760	1666		34
Swinhoe's Egret																0			0	0		
Pacific Reef Egret																0			0	0		
Cattle Egret	11	0						1			21	7	12	15	12	0	40	0	40	79		
Chinese Pond Heron	7	17	23	4		2	2	2	3	6	57	3	2	5	11	9	53	8	70	153		8
Striated Heron	0	0						0			0	0	0	0	0	0	0	0	0	0		1
B-c Night Heron	0	0	29					0			0	0	0	1	0	0	1	0	1	30		79
Yellow Bittern	0	0						0			0	0	0	0	0	0	0	0	0	0		
Cinnamon Bittern																0			0	0		
Great Bittern																0			0	0		
Black Stork																0			0	0		
Black-headed Ibis																0			0	0		
Eurasian Spoonbill	1															3			3	4		
Black-faced Spoonbill	31		27					5		41		3		14	3	117	22		139	241		
Lesser Whistling Duck																1			1	1		
Lesser White-fronted	2															0			0	2		
Common Shelduck				18												0		18	18	18		
Eurasian Wigeon	0	0	229	808		28	6	0		32	0	0	0	0	0	122	0	842	964	1225		
Falcated Duck																0			0	0		
Gadwall																0			0	0		
Baikal Teal																0			0	0		
Common Teal	18	0	224	16				0		61	0	0	0	0	0	38	0	16	54	357		21
Mallard																0			0	0		
Spot-billed Duck																0			0	0		
Chinese Spotbill																15			15	15		
Burmese Spotbill																0			0	0		
Northern Pintail			10	820						2						293		820	1113	1125		
Garganey			6	23						58						4		23	27	91		
Northern Shoveler			344	2685			35			2						431		2720	3151	3497		
Common Pochard																0			0	0		
Baer's Pochard																0			0	0		
Tufted Duck		1	1205	43				79								181		43	224	1509		
Greater Scaup																0			0	0		
Red-breasted Merganser																0			0	0		
Duck sp.							170									0		170	170	170		
Slaty-breasted Rail																0			0	0		
Water Rail																0			0	0		
White-breasted Waterhen	1	1	7	6				0	1	1	1	0	0	1	3	8	1	6	15	30		3
Watercock																0			0	0		
Common Moorhen	6	19	28					8		27	22	0	3	3	0	62	27	0	89	178		3

Eurasian Coot			167													28			28	195		
Pheasant-tailed Jacana																0			0	0		
Greater Painted Snipe																0			0	0		
Black-winged Stilt			271													5			5	276		
Pied Avocet			2534	6109												0	6109	6109	8643			
Oriental Pratincole																0			0	0		
Northern Lapwing								1								0			0	1		
Grey-headed Lapwing		1	3													0			0	4		
Pacific Golden Plover																0			0	0		
Grey Plover				299												0	299	299	299			
Common Ringed Plover																0			0	0		
Little Ringed Plover	13	57	16				8	11	33	0	0	0	6	0	12	0	12	144				
Kentish Plover																0			0	3		
Lesser Sand Plover																0			0	0		
Greater Sand Plover																0			0	0		
Black-tailed Godwit				431												510	431	941	941			
Bar-tailed Godwit				1												0	1	1	1			
Whimbrel																0			0	0		
Eurasian Curlew			1	714												0	714	714	715			
Far Eastern Curlew																0			0	0		
Spotted Redshank			209					15								142		142	366			
Common Redshank			241				2	1								50	2	52	294			
Marsh Sandpiper			1048													65		65	1113			
Common Greenshank			446	3				274								326	3	329	1049			
Nordmann's Greenshank																1		1	1			
Green Sandpiper	3	11	1				0		3	1	1	0	4	5	0	5	24					
Wood Sandpiper	8	47	367				13	4	11	0	2	4	23	0	20	0	20	479				1
Terek Sandpiper																0			0	0		
Common Sandpiper	0	10	16				3		8	8	4	3	6	0	23	0	23	58				
Grey-tailed Tattler																0			0	0		
Ruddy Turnstone																0			0	0		
Red-necked Phalarope																0			0	0		
Pintail Snipe																0			0	0		
Swinhoe's Snipe																0			0	0		
Pintail/Swinhoe's Snipe							2									0	2	2	2			
Common Snipe		7	4													0			0	11		
Long-billed Dowitcher																0			0	0		
Asian Dowitcher																0			0	0		
Red Knot																0			0	0		
Great Knot				1												0	1	1	1			
Sanderling																0			0	0		
Red-necked Stint																0			0	0		
Little Stint																0			0	0		
Temminck's Stint	5	2					3	13	14							0	3	3	37			
Long-toed Stint																0			0	0		
Pectoral Sandpiper																0			0	0		
Sharp-tailed Sandpiper																0			0	0		
Dunlin																0			0	0		
Curlew Sandpiper				4												0	4	4	4			
Spoon-billed Sandpiper																0			0	0		
Broad-billed Sandpiper																0			0	0		
Ruff				2												0			0	2		
Small wader spp.																0			0	0		
Wader sp.																0			0	0		

Black-tailed Gull				1												0		1	1	1		
Heuglin's Gull				132												0		132	132	132		
Yellow-legged Gull																0			0	0		
Slaty-backed Gull																0			0	0		
Pallas's Gull																0			0	0		
Large Gull spp.																0			0	0		
Brown-headed Gull																0			0	0		
Black-headed Gull	1	0	832	1574		120		0	3	1	0	155	0	0	0	0	155	1694	1849	2686		
Saunders's Gull				18												0		18	18	18		
Whiskered Tern																0			0	0		
White-winged Tern																0			0	0		
Gull-billed Tern																0			0	0		
Caspian Tern																0			0	0		
Total	479	560	10314	14338	18	995	297	344	86	798	325	288	120	396	220	7028	1068	15615	23711	36606	0	280
	Deep Bay Area	%	Ramsar Site	%	SW	SI																
Cormorants	6831	18.7	5282	22.3	0	37																
Ardeids etc	3836	10.5	1746	7.4	0	209																
Ducks, grebes, pelicans	8231	22.5	5823	24.6	0	27																
Rails, Coot etc	403	1.1	132	0.6	0	6																
Waders	14468	39.5	8728	36.8	0	1																
Gulls and terns	2837	7.8	2000	8.4	0	0																
TOTAL	36606		23711		0	280																
Date of count: 11 Mar 2007																						
n/c = site not counted																						
# indicates count consists of or includes a count made up to one week either side of the count date																						
% = count made at evening roost																						
Wetland-dependant species																						
Species	SRA	SRB	DBA	DBB	DBC	DBD	DBE	DBF (TBT)	NW / LFS	WEP	TKC	LC	TSW	MPST	ST	MPNR	Ramsar ponds	Ramsar intertidal areas	Ramsar Site	DEEP BAY AREA	Shuen Wan	Starling Inlet
Osprey		1	2	2												1			1	6		
Black Kite	1	4						1			1	4	1	1	2	7	7	0	14	22		
White-bellied Sea Eag																0			0	0		
Eastern Marsh Harrier		1														0			0	1		
Common Buzzard		1	2					2						1		4	3		7	10		
Greater Spotted Eagle	0	0						0			0	0	0	0	0	3	0	0	3	3		
Imperial Eagle	0	0						0			0	0	0	0	0	0	0	0	0	0		
Peregrine Falcon																0			0	0		
Pied Kingfisher	1	2	4					2			2	0	0	0	2	2	1	0	3	15		
Common Kingfisher	1	3	5					2		1	10	1	3	1	1	15	0	16	29		1	
White-throated Kingfisher	0	4	5					3	1	2	1	0	1	1	0	3	4	0	7	21		1
Black-capped Kingfisher	0	0		2				0			0	0	0	0	0	0	0	2	2	2		
Red-billed Starling	42	67	59					40			1	720	810	0	235	300	1613	0	1913	2274		
Collared Crow	0	0	2	1				2		1	1	5	2	1	0	9	11	1	21	24		3

Summary of waterbird count during low tide, December 2006

SPECIES	DBA	DBB	DBC	DBD	DBE	MPNR	Ramsar ponds	Ramsar intertidal areas	Ramsar Site	DEEP BAY AREA
Little Grebe						26	0	0	26	26
Great Crested Grebe						0			0	0
Great Cormorant	38					2772	0	0	2772	2810
Dalmatian Pelican						0			0	0
Grey Heron	56	9				219	0	9	228	284
Purple Heron						0			0	0
Great Egret	5	46				193	0	46	239	244
Intermediate Egret		1				7	0	1	8	8
Little Egret	19	17				167	0	17	184	203
Swinhoe's Egret						0			0	0
Pacific Reef Egret						0			0	0
Cattle Egret						2	0	0	2	2
Chinese Pond Heron	2	6				39	0	6	45	47
Striated Heron						0	0	0	0	0
B-c Night Heron						3	0	0	3	3
Yellow Bittern						0	0	0	0	0
Cinnamon Bittern						0			0	0
Great Bittern						0			0	0
Black Stork						0			0	0
Black-headed Ibis						0			0	0
Eurasian Spoonbill						3			3	3
Black-faced Spoonbill	13					254			254	267
Common Shelduck						0			0	0
Eurasian Wigeon						172	0	0	172	172
Falcated Duck						0			0	0
Gadwall						2			2	2
Baikal Teal						0			0	0
Common Teal						51	0	0	51	51
Mallard						0			0	0
Spot-billed Duck						0			0	0
Chinese Spotbill						2			2	2
Burmese Spotbill						0			0	0
Northern Pintail						376			376	376
Garganey						83			83	83
Northern Shoveler						275			275	275
Common Pochard						0			0	0
Baer's Pochard						0			0	0
Tufted Duck						453			453	453
Greater Scaup						0			0	0
Red-breasted Merganser						0			0	0
Duck sp.	12000		4680			0		4680	4680	16680
Slaty-breasted Rail						0			0	0
Water Rail						0			0	0
White-breasted Waterhen						0	0	0	0	0
Watercock						0			0	0
Common Moorhen						25	0	0	25	25
Eurasian Coot						12			12	12
Pheasant-tailed Jacana						0			0	0

Greater Painted Snipe						0			0	0
Black-winged Stilt	1					0			0	1
Pied Avocet						221			221	221
Oriental Pratincole						0			0	0
Northern Lapwing						0			0	0
Grey-headed Lapwing	3					0			0	3
Pacific Golden Plover						0			0	0
Grey Plover						0			0	0
Common Ringed Plover						0			0	0
Little Ringed Plover						0	0	0	0	0
Kentish Plover						0			0	0
Lesser Sand Plover						0			0	0
Greater Sand Plover						0			0	0
Black-tailed Godwit						0			0	0
Bar-tailed Godwit						0			0	0
Whimbrel						0			0	0
Eurasian Curlew	7	6				0		6	6	13
Far Eastern Curlew						0			0	0
Spotted Redshank						34			34	34
Common Redshank						0			0	0
Marsh Sandpiper	16					0			0	16
Common Greenshank	397					18			18	415
Nordmann's Greenshank						0			0	0
Green Sandpiper						0	0	0	0	0
Wood Sandpiper						0	0	0	0	0
Terek Sandpiper						0			0	0
Common Sandpiper						0	0	0	0	0
Grey-tailed Tattler						0			0	0
Ruddy Turnstone						0			0	0
Red-necked Phalarope						0			0	0
Pintail Snipe						0			0	0
Swinhoe's Snipe						0			0	0
Pintail/Swinhoe's Snipe						0			0	0
Common Snipe						0			0	0
Long-billed Dowitcher						0			0	0
Asian Dowitcher						0			0	0
Red Knot						0			0	0
Great Knot						0			0	0
Sanderling						0			0	0
Red-necked Stint						0			0	0
Little Stint						0			0	0
Temminck's Stint						0			0	0
Long-toed Stint						0			0	0
Pectoral Sandpiper						0			0	0
Sharp-tailed Sandpiper						0			0	0
Dunlin						0			0	0
Curlew Sandpiper						0			0	0
Spoon-billed Sandpiper						0			0	0
Broad-billed Sandpiper						0			0	0
Ruff						0			0	0
Small wader spp.						0			0	0
Wader sp.						0			0	0
Black-tailed Gull						0			0	0

Heuglin's Gull						0			0	0
Yellow-legged Gull						0			0	0
Slaty-backed Gull						0			0	0
Pallas's Gull						0			0	0
Large Gull spp.						0			0	0
Brown-headed Gull						0			0	0
Black-headed Gull			10000			0	0	10000	10000	10000
Saunders's Gull						0			0	0
Whiskered Tern						0			0	0
White-winged Tern						0			0	0
Gull-billed Tern						0			0	0
Caspian Tern						0			0	0
Total	12557	85	14680	0	0	5409	0	14765	20174	32731
	Deep Bay Area	%	Ramsar Site	%						
Cormorants	2810	8.6	2772	13.7						
Ardeids etc	1061	3.2	966	4.8						
Ducks, grebes, pelicans	18120	55.4	6120	30.3						
Rails, Coot etc	37	0.1	37	0.2						
Waders	703	2.1	279	1.4						
Gulls and terns	10000	30.6	10000	49.6						
TOTAL	32731		20174							
Date of count: 17 Dec 2006 (low tide)										
n/c = site not counted			High tide measured at TBT:							
# indicates count consists of or includes a count made up to one week either side of the count date										
% = count made at evening roost										
Wetland-dependant species										
Species	DBA	DBB	DBC	DBD	DBE	MPNR	Ramsar ponds	Ramsar intertidal areas	Ramsar Site	DEEP BAY AREA
Osprey	1					0			0	1
Black Kite						1	0	0	1	1
White-bellied Sea Eag						0			0	0
Eastern Marsh Harrier						0			0	0
Common Buzzard						0			0	0
Greater Spotted Eagle						1	0	0	1	1
Imperial Eagle						1	0	0	1	1
Peregrine Falcon						1			1	1
Pied Kingfisher						1	0	0	1	1
Common Kingfisher						4	0	0	4	4
White-throated Kingfisher		3				0	0	3	3	3
Black-capped Kingfisher						0	0	0	0	0
Red-billed Starling						0	0	0	0	0
Collared Crow						5	0	0	5	5

Summary of waterbird count during low tide, January 2007

SPECIES	DBA	DBB	DBC	DBD	DBE	MPNR	Ramsar ponds	Ramsar intertidal areas	Ramsar Site	DEEP BAY AREA
Little Grebe						9	0	0	9	9
Great Crested Grebe						0			0	0
Great Cormorant	2					4615	0	0	4615	4617
Dalmatian Pelican						0			0	0
Grey Heron	11					309	0	0	309	320
Purple Heron						0			0	0
Great Egret	54	9				40	0	9	49	103
Intermediate Egret		4				6	0	4	10	10
Little Egret	31	47				36	0	47	83	114
Swinhoe's Egret						0			0	0
Pacific Reef Egret						0			0	0
Cattle Egret						0	0	0	0	0
Chinese Pond Heron	3	4				5	0	4	9	12
Striated Heron						0	0	0	0	0
B-c Night Heron	1					2	0	0	2	3
Yellow Bittern						0	0	0	0	0
Cinnamon Bittern						0			0	0
Great Bittern						0			0	0
Black Stork						0			0	0
Black-headed Ibis						0			0	0
Eurasian Spoonbill						3			3	3
Black-faced Spoonbill	19					206			206	225
Common Shelduck			44			0		44	44	44
Eurasian Wigeon			2500			91	0	2500	2591	2591
Falcatid Duck			5			0		5	5	5
Gadwall						1			1	1
Baikal Teal						0			0	0
Common Teal			200			113	0	200	313	313
Mallard						0			0	0
Spot-billed Duck						0			0	0
Chinese Spotbill						6			6	6
Burmese Spotbill						0			0	0
Northern Pintail						337			337	337
Garganey						2			2	2
Northern Shoveler			500			409		500	909	909
Common Pochard						0			0	0
Baer's Pochard						0			0	0
Tufted Duck						463			463	463
Greater Scaup						0			0	0
Red-breasted Merganser						0			0	0
Duck sp.	10000		3170			0		3170	3170	13170
Slaty-breasted Rail						0			0	0
Water Rail						0			0	0
White-breasted Waterhen						1	0	0	1	1
Watercock						0			0	0
Common Moorhen						41	0	0	41	41
Eurasian Coot						31			31	31
Pheasant-tailed Jacana						0			0	0

Greater Painted Snipe						0			0	0
Black-winged Stilt	29					0			0	29
Pied Avocet	190					126			126	316
Oriental Pratincole						0			0	0
Northern Lapwing						0			0	0
Grey-headed Lapwing	3					0			0	3
Pacific Golden Plover						0			0	0
Grey Plover						0			0	0
Common Ringed Plover						0			0	0
Little Ringed Plover						6	0	0	6	6
Kentish Plover						0			0	0
Lesser Sand Plover						0			0	0
Greater Sand Plover						0			0	0
Black-tailed Godwit						0			0	0
Bar-tailed Godwit						0			0	0
Whimbrel						0			0	0
Eurasian Curlew	8	3				0		3	3	11
Far Eastern Curlew						0			0	0
Spotted Redshank						6			6	6
Common Redshank						0			0	0
Marsh Sandpiper						1			1	1
Common Greenshank	58					4			4	62
Nordmann's Greenshank						0			0	0
Green Sandpiper						0	0	0	0	0
Wood Sandpiper						0	0	0	0	0
Terek Sandpiper						0			0	0
Common Sandpiper						0	0	0	0	0
Grey-tailed Tattler						0			0	0
Ruddy Turnstone						0			0	0
Red-necked Phalarope						0			0	0
Pintail Snipe						0			0	0
Swinhoe's Snipe						0			0	0
Pintail/Swinhoe's Snipe						0			0	0
Common Snipe						0			0	0
Long-billed Dowitcher						0			0	0
Asian Dowitcher						0			0	0
Red Knot						0			0	0
Great Knot						0			0	0
Sanderling						0			0	0
Red-necked Stint						0			0	0
Little Stint						0			0	0
Temminck's Stint						0			0	0
Long-toed Stint						0			0	0
Pectoral Sandpiper						0			0	0
Sharp-tailed Sandpiper						0			0	0
Dunlin						0			0	0
Curlew Sandpiper						0			0	0
Spoon-billed Sandpiper						0			0	0
Broad-billed Sandpiper						0			0	0
Ruff						0			0	0
Small wader spp.						0			0	0
Wader sp.	300					0			0	300
Black-tailed Gull						0			0	0

Heuglin's Gull						0			0	0
Yellow-legged Gull						0			0	0
Slaty-backed Gull						0			0	0
Pallas's Gull						0			0	0
Large Gull spp.						0			0	0
Brown-headed Gull						0			0	0
Black-headed Gull	7330		4670			0	0	4670	4670	12000
Saunders's Gull						0			0	0
Whiskered Tern						0			0	0
White-winged Tern						0			0	0
Gull-billed Tern						0			0	0
Caspian Tern						0			0	0
Total	18039	67	11089	0	0	6869	0	11156	18025	36064
	Deep Bay Area	%	Ramsar Site	%						
Cormorants	4617	12.8	4615	25.6						
Ardeids etc	790	2.2	671	3.7						
Ducks, grebes, pelicans	17850	49.5	7850	43.6						
Rails, Coot etc	73	0.2	73	0.4						
Waders	734	2.0	146	0.8						
Gulls and terns	12000	33.3	4670	25.9						
TOTAL	36064		18025							
Date of count: 14 Jan 2007 (low tide)										
n/c = site not counted			High tide measured at TBT:							
# indicates count consists of or includes a count made up to one week either side of the count date										
% = count made at evening roost										
Wetland-dependant species										
Species	DBA	DBB	DBC	DBD	DBE	MPNR	Ramsar ponds	Ramsar intertidal areas	Ramsar Site	DEEP BAY AREA
Osprey	1	2				0			0	3
Black Kite						12	0	0	12	12
White-bellied Sea Eag						0			0	0
Eastern Marsh Harrier						0			0	0
Common Buzzard						2			2	2
Greater Spotted Eagle						1	0	0	1	1
Imperial Eagle						2	0	0	2	2
Peregrine Falcon						0			0	0
Pied Kingfisher						1	0	0	1	1
Common Kingfisher	1					1	0	0	1	2
White-throated Kingfisher	2	2				2	0	2	4	6
Black-capped Kingfisher	4	1				0	0	1	1	5
Red-billed Starling						0	0	0	0	0
Collared Crow						7	0	0	7	7

Summary of waterbird count during low tide, February 2007

SPECIES	DBA	DBB	DBC	DBD	DBE	MPNR	Ramsar ponds	Ramsar intertidal areas	Ramsar Site	DEEP BAY AREA
Little Grebe						30	0	0	30	30
Great Crested Grebe						0			0	0
Great Cormorant	1		190			3705	0	190	3895	3896
Dalmatian Pelican						0			0	0
Grey Heron	11					265	0	0	265	276
Purple Heron						1			1	1
Great Egret	18	37				79	0	37	116	134
Intermediate Egret		13				5	0	13	18	18
Little Egret	53	5				215	0	5	220	273
Swinhoe's Egret						0			0	0
Pacific Reef Egret						0			0	0
Cattle Egret						1	0	0	1	1
Chinese Pond Heron	5	1				3	0	1	4	9
Striated Heron						0	0	0	0	0
B-c Night Heron						0	0	0	0	0
Yellow Bittern						0	0	0	0	0
Cinnamon Bittern						0			0	0
Great Bittern						0			0	0
Black Stork						0			0	0
Black-headed Ibis						0			0	0
Eurasian Spoonbill						4			4	4
Black-faced Spoonbill	38					158			158	196
Common Shelduck						0			0	0
Eurasian Wigeon			750			163	0	750	913	913
Falcatad Duck						0			0	0
Gadwall						7			7	7
Baikal Teal						0			0	0
Common Teal						467	0	0	467	467
Mallard						0			0	0
Spot-billed Duck						0			0	0
Chinese Spotbill						33			33	33
Burmese Spotbill						0			0	0
Northern Pintail						240			240	240
Garganey						24			24	24
Northern Shoveler						520			520	520
Common Pochard						0			0	0
Baer's Pochard						0			0	0
Ferruginous Duck						1			1	1
Tufted Duck			1720			87		1720	1807	1807
Greater Scaup						0			0	0
Red-breasted Merganser						0			0	0
Duck sp.	19000		1500			0		1500	1500	20500
Slaty-breasted Rail						0			0	0
Water Rail						0			0	0
White-breasted Waterhen						2	0	0	2	2
Watercock						0			0	0

Common Moorhen					19	0	0	19	19
Eurasian Coot					49			49	49
Pheasant-tailed Jacana					0			0	0
Greater Painted Snipe					0			0	0
Black-winged Stilt					0			0	0
Pied Avocet					0			0	0
Oriental Pratincole					0			0	0
Northern Lapwing					0			0	0
Grey-headed Lapwing					0			0	0
Pacific Golden Plover					0			0	0
Grey Plover					0			0	0
Common Ringed Plover					0			0	0
Little Ringed Plover					0	0	0	0	0
Kentish Plover					0			0	0
Lesser Sand Plover					0			0	0
Greater Sand Plover					0			0	0
Black-tailed Godwit					0			0	0
Bar-tailed Godwit					0			0	0
Whimbrel					0			0	0
Eurasian Curlew	7	2			0		2	2	9
Far Eastern Curlew					0			0	0
Spotted Redshank	95				11			11	106
Common Redshank	380				0			0	380
Marsh Sandpiper					0			0	0
Common Greenshank	330				0			0	330
Nordmann's Greenshank					0			0	0
Green Sandpiper					0	0	0	0	0
Wood Sandpiper					0	0	0	0	0
Terek Sandpiper					0			0	0
Common Sandpiper					0	0	0	0	0
Grey-tailed Tattler					0			0	0
Ruddy Turnstone					0			0	0
Red-necked Phalarope					0			0	0
Pintail Snipe					0			0	0
Swinhoe's Snipe					0			0	0
Pintail/Swinhoe's Snipe					0			0	0
Common Snipe					0			0	0
Long-billed Dowitcher					0			0	0
Asian Dowitcher					0			0	0
Red Knot					0			0	0
Great Knot					0			0	0
Sanderling					0			0	0
Red-necked Stint					0			0	0
Little Stint					0			0	0
Temminck's Stint					0			0	0
Long-toed Stint					0			0	0
Pectoral Sandpiper					0			0	0
Sharp-tailed Sandpiper					0			0	0
Dunlin					0			0	0
Curlew Sandpiper					0			0	0

Spoon-billed Sandpiper						0			0	0
Broad-billed Sandpiper						0			0	0
Ruff	1					0			0	1
Small wader spp.						0			0	0
Wader sp.						0			0	0
Black-tailed Gull						0			0	0
Heuglin's Gull						0			0	0
Yellow-legged Gull						0			0	0
Slaty-backed Gull						0			0	0
Pallas's Gull						0			0	0
Large Gull spp.						0			0	0
Brown-headed Gull						0			0	0
Black-headed Gull			6700			0	0	6700	6700	6700
Saunders's Gull						0			0	0
Whiskered Tern						0			0	0
White-winged Tern						0			0	0
Gull-billed Tern						0			0	0
Caspian Tern			1			0			0	1
Total	19939	58	10861	0	0	6089	0	10918	17007	36947
	Deep Bay Area	%	Ramsar Site	%						
Cormorants	3896	10.5	3895	22.9						
Ardeids etc	912	2.5	787	4.6						
Ducks, grebes, pelicans	24542	66.4	5542	32.6						
Rails, Coot etc	70	0.2	70	0.4						
Waders	826	2.2	13	0.1						
Gulls and terns	6701	18.1	6700	39.4						
TOTAL	36947		17007							
Date of count: 11 Feb 2007 (low tide count)										
n/c = site not counted			High tide measured at TBT:							
# indicates count consists of or includes a count made up to one week either side of the count date										
% = count made at evening roost										
Wetland-dependant species										
Species	DBA	DBB	DBC	DBD	DBE	MPNR	Ramsar ponds	Ramsar intertidal areas	Ramsar Site	DEEP BAY AREA
Osprey	3					0			0	3
Black Kite						5	0	0	5	5
White-bellied Sea Eag						0			0	0
Eastern Marsh Harrier						1			1	1
Common Buzzard						1			1	1
Greater Spotted Eagle						2	0	0	2	2
Imperial Eagle						1	0	0	1	1
Peregrine Falcon						0			0	0
Pied Kingfisher						1	0	0	1	1
Common Kingfisher						1	0	0	1	1
White-throated Kingfisher						2	0	0	2	2
Black-capped Kingfisher	2					0	0	0	0	2
Red-billed Starling						2	0	0	2	2
Collared Crow						1	0	0	1	1